On Track

The Newsletter of the International Fission-Track Community

June 2001, Volume 11, Number 1, Issue 22

Contents

EDITOR'S NOTES 2

SHORT TRACKS 3

- THESES 3
- POSITIONS 5
- MEETINGS 5
- BOOKS 5

SEARCH FOR RELATIVELY STABLE SUPERHEAVY ELEMENTS IN NATURE BY FOSSIL TRACK STUDIES OF CRYSTALS FROM METEORITES AND THE LUNAR SURFACE 8
Vladimir Perelygin, Gulbachor Abdullaeva, Ilhom Abdullaev, Julia Bondar, Reinchard Brandt, Robert Fleischer, Galina Kniazeva, Lubov Kravets, Denis O'Sulivan and Peter Vater

A NEW APATITE AND TITANITE STANDARD FOR FISSION-TRACK AND (U-TH)/HE DATING 9
Meinert Rahn, Michael Kraml and Rafael Pik

EXPERIMENTAL EVIDENCE FOR THE PRESSURE DEPENDENCE OF FISSION TRACK ANNEALING IN APATITE 10
Anke Wendt and Olivier Vidal

SCANNING THROUGH THE AGES 14
Mike Krochmal

LENGTH MEASUREMENT, ANNEALING AND KINETIC MODELS: ARE WE STILL OUT TO LUNCH? 16
Tony Hurford

AN INTRODUCTION TO DATA HANDLING WITH TRACKKEY 4.1. ADDITIONAL PARAMETERS 19
István Dunkl

FISSION-TRACK PAPERS 1998 TO 2001 24

FT STAGE SYSTEMS [advertisement] 26

AUTOSCAN STAGES [advertisement] 31

AUTOSCOPE STAGES [advertisement] 38

INTERNATIONAL FISSION-TRACK DIRECTORY 39

CALL FOR CONTRIBUTIONS 57

On Track is a newsletter of the international fission-track community. It is printed in the months of June and December. The views expressed in On Track articles are those of the authors and do not reflect those of the fission-track community or the editor of On Track.

The copyright of articles belongs to the authors. Articles may not be reproduced without written permission. Trademarks and patents are the property of the corporations and/or individuals indicated in the article.

On Track will remain free for the near future. To save costs we mail only one copy per lab so please be sure to pass On Track around your lab. Printing and mailing costs for this issue of On Track were paid for by advertisements. Prices for 1, 1/2, and 1/4 page advertisements are US$ 200, 100 and 50. There is no charge for short ads by non-commercial entities. Please address all inquiries concerning On Track to the editor.

PREVIOUS EDITORS:
Dave Coyle (1990-91), La Trobe University
Trevor Dumitru (1991-92), Stanford University
Rasoul Sorkhabi (1992-93), Arizona State University
Dennis Arne (1993-94), Dalhousie University
Richard J. Weiland (1994-95), University of Texas
Ruth Siddall (1995-96), University College London
Danny Stockli (1996-97), Stanford University
Paul O'Sullivan (1997-98), La Trobe University
Alexander Grist (1998-99), Dalhousie University
Richard Spikings (1999-2000), ETH Zürich

CURRENT EDITOR:
Raymond Jonckheere
Max-Planck Institute for Nuclear Physics
Saupfercheckweg 1, D-69117 Heidelberg, Germany
Phone: ++ 49 6221 516 337
Fax: ++ 49 6221 516 633
E-mail: r.jonckheere@mpi-hd.mpg.de

Editor's Notes

On track has enjoyed mixed fortunes since the last issue. The response to the THESES section has been particularly good: **Charlotte Cederbom**, **Sandro Guedes** and **Cornelia Spiegel** have sent in abstract of their Ph.D.-theses and **Eva Enkelmann** sent in the abstract of her recently finished masters thesis. The abstracts, reproduced on pages 3-5, demonstrate that track research is very much alive and covers methodical problems as well as applications to basement and sedimentary rocks and provenance analyses. An open position at the London fission-track lab and several meeting are announced on p. 5., in the POSITIONS and MEETINGS sections, but do not miss the announcement for the Cadiz workshop on p. 23. Less positive is that no-one felt inclined to submit a book review, although there are plenty of interesting and relevant books out there. I have reluctantly supplied the content of the BOOKS section in the hope that it will stimulate others to do better in the next issue. The regular ARTICLES can be called an unqualified success.

Professor **Vladimir Perelygin** and his colleagues report on a fascinating research project aimed at identifying tracks in meteoritic minerals produced by stopping or spontaneous fission of superheavy elements that, due to their relative stability, may have existed for some considerable time in the early solar system. Share the excitement on page 8 about how natural [fission] tracks can reveal much more about our universe than the age and cooling history of terrestrial rocks.

Meinert Rahn and his colleagues present a new putative age standard for both fission-track and U/Th-He dating on page 9. All who have recently tried to obtain standards or who have considered the question of the future of standards know how important this is. The proposed standard moreover seems to possess excellent qualities with respect to availability, mineral separation, mineral content, uranium content and independent age control. No lab can afford not to react to their article, the more so since their proposed standard is about half as old as the Fish Canyon /Durango tandem.

Apatite fission-track thermal history modelling is based on the implicit assumption that temperature is the only factor affecting track length reduction. Except for some early experiments by Robert Fleischer and his colleagues, there is little experimental evidence about the effects of pressure. On page 10, **Anke Wendt** and **Olivier Vidal** report preliminary results of extensive experiments aimed at quantifying fission-track annealing under pressure. Their startling results suggest that we ignore the effect of pressure at our peril.

I had the great pleasure of meeting **Mike Krochmal** and **Ian Larsen** in Heidelberg earlier this year. Whether we use Autoscan or a different system, we are all familiar with their stages, and I believe many will share my interest to know how they started and developed their product. Mike and the team at Autoscan obliged by writing a history of Autoscan. Page 14.

Tony Hurford's article addresses a broad range of problems related to thermal history analysis. I believe it will come as an immense relief to the methodically inclined, especially after the aborted attempt justly bemoaned by Kerry Hegarty [On Track 10/1, 2000], that someone with Tony's authority finally puts the question: "*do we really know what we are doing when we measure and interpret our data and promulgate our answers in terms of denudation amounts, sediment fluxes, basin inversion, tectonic movement, hydrocarbon maturity …?*" Well, … do we? It is doing an injustice to Tony's article to simply state that he identifies three problem areas: [1] intra- and inter-lab reproducibility of length measurements [see also Seward et al., On Track 10/2, 2000], [2] how to deal with the effects of chemical composition, even at the sub-microprobe level, and [3] in view of this, how to make sure that we have the appropriate annealing equations and modelling algorithm for the samples at hand. His article on page 16 is a must. Tony finishes by proposing an inter-laboratory initiative, aimed at making a start with solving these problems, that all of us, without exception, simply must support if we are ever to make progress!

Many of us are familiar with TRACKKEY, the versatile program developed by **István Dunkl** for calculating fission-track ages, distinguishing component populations, making radial plots and age distribution plots, …etc. On page 19, István discusses the use of additional parameters reflecting grain shape, colour, zoning …etc. and shows by way of two clear practical examples how they can be used to extract a maximum of information from single-grain fission-track counts.

Short Tracks

Noriko Hasebe moved last February from Kanazawa University, Japan, to the Department of Geological Sciences, at the University College London for a two year sabbatical. Her stay is funded by the Japanese Society for the Promotion of Science. Her research is concerned with zircon. Together with other members of the London Fission Track Group, Noriko will carry out experiments aimed at understanding the effects of radiation damage [mainly alpha-damage] on fission track [and probably U-Th/He] geochronology.

David Coyle, On Track's first editor and known and loved on at least three continents, informs us that "he is going to become an Apple Certified Cocoa trainer". So "if anyone needs help porting old Mac apps to the brave new/old world of Mac OS neXt", then Dave is the man to call. [David A. Coyle, Regional Manager, Software Development, Tensor Information Systems, Fort Worth, Texas, US, Email: david.coyle@tensor.com, Web: http://www.tensor.com]

Charlotte Cederbom defended her thesis in Gothenburg, Sweden, on March 13th. The opponent was Dr. Peter van der Beek from Grenoble. Charlotte went on to a three year post-doc position in Edinburgh. Her research project is part of the CRUST-initiative and aims to document the timing, magnitude and spatial extent of Caenozoic fault block uplift and erosion of the Atlantic margin in the UK and West Shetland sectors.

Sandro Guedes obtained his Ph.D. from the Gleb Wataghin Physics Institute, State University of Campinas, Brazil on April 5th. His research on the spontaneous-fission decay constant of ^{238}U was supervised by Professor Julio Cesar Hadler Neto.

Meinert Rahn writes that a new Ph.D. student, **Katharina Link**, has recently started at the University of Freiburg, Germany, with him and Prof. J. Keller. Katharina will work on the thermal and magmatic evolution of the Rhine Graben including fission track and (U-Th)/He dating of intrusive dike and graben shoulder samples. The investigations are part of a collaboration with the Basel fission track group of Bernhard Fuegenschuh and the (U-Th)/He lab of Rafael Pik in Nancy, France.

Cornelia Spiegel obtained her Ph.D. from the University of Tübingen, Germany, in January. Her research is concerned with the post-collisional exhumation history of the European Alps, mainly based on fission track dating of detrital zircons from the foreland basins.

Ed Sobel informs us that In the last year, there have been several papers suggesting new or revised ages for Fish Canyon Tuff and some other standards. He wants to know if anybody has discussed this from a fission-track point of view. Ed could not be persuaded to write a contribution for On Track on the subject, which is understandable considering his previous articles. Is anyone else interested? Ed further informs us that on August 1st a new law governing radiation safety went into effect in Germany. This seems to have been implemented to match a new European law which became effective in July. This new law has important consequences for importing radioactive material irradiated in the United States. European fission-track labs might want to ask their radiation safety officers about this topic. The relevant legislation [Adobe Acrobat .pdf-format; in German] can be downloaded at http://goanna.mpi-hd.mpg.de/fission/fission.html.

Theses

FISSION TRACK THERMOCHRONOLOGY APPLIED TO PHANEROZOIC THERMOTECTONIC EVENTS IN THE SWEDISH PART OF THE BALTIC SHIELD [Charlotte Cederbom, Department of Geology, Earth Sciences Centre, Göteborg University, Sweden.]

The Swedish part of the Baltic Shield is characterized by a Precambrian basement and a few remnants of Phanerozoic cover rocks. The Phanerozoic geological development in Sweden is therefore poorly established. A geological event known to have affected the Baltic Shield is e.g. the collision between Laurentia and Baltica resulting in the Caledonian Orogeny at ~400 Ma. Nevertheless, the former thickness and extent of the erosional deposits originating from the Caledonian thrust belt have been unknown and so also the Palaeozoic to Caenozoic thermotectonic history of southern Sweden. The fission track dating method is a useful method for investigating low-temperature events, and has been applied to apatite, zircon and titanite basement samples from southern and central Sweden. In addition, apatite samples from Finland have been analysed. The results reveal that the western part of central Sweden and southern Sweden were heated above at least 100°C, during the Phanerozoic, while the eastern part of central Sweden and Finland experienced reheating to temperatures below 100°C. Furthermore, three areas with significantly different trends among the fission track results have been discerned in southern Sweden. It is concluded that Caledonian foreland basin deposits were responsible for the extensive Palaeozoic heating event that affected Sweden and Finland. The sediments probably reached a thickness of at least 2.5 km in western and southern Sweden, and at least 1 km in the Åland Archipelago. The discrepancy between the fission track data in southern Sweden indicates that large-scale vertical tectonic movements within the basement were triggered by the load. Non-uniform exhumation of southern Sweden during the Carboniferous-Jurassic was accompanied by deposition offshore. The Cretaceous unroofing of the basement was followed by renewed covering. Modelling of apatite fission track data from southern Sweden suggests a temperature rise in the order of 20°C and 35°C along the southwest and the southeast coast respectively. It is interpreted as the result of covering of 650-1000 m thick deposits. The Caenozoic final exhumation of southern Sweden was most pronounced around the southern tip of Lake Vättern and along the southeast coast of southern Sweden. [Charlotte Cederbom]

TWO NEW DETERMINATIONS OF THE DECAY CONSTANT FOR SPONTANEOUS FISSION OF ^{238}U, λ_F, THROUGH FISSION-TRACK TECHNIQUES [DUAS NOVAS DETERMINAÇÕES DE CONSTANTE DE DECAIMENTO POR FISSÃO ESPONTÂNEA DO ^{238}U, λ_F UTLIZANDO-

SE TÉCNICAS DE TRAÇOS DE FISSÃ] [Sandro Guedes, Instituto de Física Gleb Wataghin, Universidade Estadual de Campinas, UNICAMP, Brazil.]

More than 50 determinations of the spontaneous fission decay constant of ^{238}U, λ_f, have been published and no agreement has been reached among them. Most of the obtained values are placed around two central values: 7.0 and 8.5 x 10^{-17} a^{-1}.

In this thesis, the published λ_f measurements have been analysed and the main systematic error sources have been identified. Concerning the Fission Track Method, neutron dosimetry rises as the main systematic error source. Two new determinations have been carried out through fission track techniques, avoiding the errors found in the previous measurements.

Thin films of natural uranium have been used as neutron dosimeters in the first determination. The value obtained in this experiment was $\lambda_f = (8.37 \pm 0.17) \times 10^{-17}$ a^{-1}. In the second experiment, infinite films, loaded with ^{242}Pu, have been used as sources of fission fragments in order to calibrate the detector used for collecting ^{238}U spontaneous-fission fragments. The value found was $\lambda_f = (8.7 \pm 0.4) \times 10^{-17}$ a^{-1}.

Both values agree between them and with the nominal value 8.5 x 10^{-17} a^{-1}. The derivation of a λ_f value from a measurement using fission-track techniques, but without neutron irradiation makes it more reliable. The fact that the two values are in agreement is an indicative that the dosimetry with thin uranium films yields coherent results. We believe this work has contributed to make the FTM, an independent method. [Sandro Guedes]

POST-COLLISIONAL EXHUMATION HISTORY OF THE CENTRAL ALPS: EVIDENCE FROM THE FORELAND BASIN SEDIMENTS [Cornelia Spiegel, Geologisches Institut Universität Tübingen, Germany.]

The Oligo-Miocene is an important period for the geomorphological evolution of the Alps. After the Eocene-Oligocene collision and nappe stacking the Central Alps started to develop a significant relief in Oligocene times. Miocene lateral extrusion caused an east-west stretching of more than 300 km and led to the collapse of the relief. This collapse is reflected by a drastic decrease of sediment accumulation rates in the foreland basins of the Central Alps at 21 Ma.

The aim of this study was a detailed reconstruction of the exhumation history and the surface evolution of the Central Alps in Oligo-Miocene times. Geochronological, geochemical and isotope studies on the foreland basin sediments give evidence for the first exposures of certain tectonic units and their cooling rates. Moreover, the paleodrainage system of the Central Alps in Oligo-Miocene times can be reconstructed.

To summarize, the following can be concluded: During Oligocene times only sedimentary cover nappes [flysch and carbonates] and basement nappes of the Austroalpine mega-unit were exposed on the northern flank of the Central Alps. The eroded part of the Austroalpine basement in the Central Alps consisted of large areas, which experienced only weak or even no Eo-Alpine metamorphic overprint. It was the direct western continuation of the Ötztal and Silvretta block of the western Eastern Alps. Austroalpine basement exposed on the southern flank of the Central Alps experienced slightly higher temperatures [~240-300°C] during Cretaceous metamorphism. The main drainage divide was situated north of a volcanic chain which was positioned in the area of the Periadriatic lineament. Contemporaneous with the collapse of the relief, units of the Penninic lower plate became exposed over large areas of the Central Alps [21 Ma]. While in the hinterland of the Kronberg-Gäbris and Hörnli fan only upper parts of the Penninic nappe pile were eroded, the Honegg-Napf and Pfänder system rooted in deeper levels of the Penninic sequence. Geochronological data reveal an average cooling rate of ~20°C/Ma in Late-Oligocene to Early Miocene times for these Penninic units. The Pfänder river system rooted in the Lepontine area of the Central Alps. The Pfänder fan itself was situated in the area of the recent Lake Constance. Therefore, the catchment area was similar to the present-day Rhine river and the Pfänder system might be called 'Paleo-Rhine'. In Middle Miocene times Lower Penninic units of the Lepontine Dome were exhumed to the surface, contemporaneously with the opening of the Tauern window in the Eastern Alps.

[Cornelia Spiegel]

THE TAN-LU FAULT ZONE AT THE EASTERN EDGE OF THE DABIE SHAN [EASTERN CHINA] - A VIEW FROM FISSION-TRACK THERMOCHRONOLOGY [Eva Enkelmann, Institut für Geologie der Technischen Universität Bergakademie Freiberg, Germany.]

This thesis utilizes apatite fission-track analysis to unravel thermal episodes within the Dabie Shan orogen and its foreland, the Yangtze foreland fold-and thrust belt. In the methodical part, three more or less independent methods for determining a fission-track age were compared: the absolute method, the Z-method, and the ζ-method. The three methods yield identical results within error. The absolute method is the most precise. Commonly cited limitations, i.e. inaccuracy in neutron fluence determination and imprecise knowledge of the fission decay constant, do not apply, if a number of precautions are observed. A comparison of different etching conditions demonstrated that distinctly stronger etching has no significant effect on the ζ-value. Confined track length measurements were performed on Cf-irradiated mounts and mounts used for fission-track dating. A comparison of their length distributions showed that after Cf-irradiation, the number of measurable confined tracks had increased more than tenfold.

Geological application of apatite fission-track thermochronology to the interior of Dabie Shan and the Yangtze foreland fold-and thrust belt indicates that the recorded thermal episodes relate to known geological events. All samples yielded Late-Cretaceous to Palaeogene ages. Cretaceous magmatism and accompanying metamorphism effectively reheated the Dabie basement units. The apatite fission-track data show that low-temperature thermochronometers are unable to record cooling after the Triassic-Jurassic ultrahigh-pressure orogeny and that provenance studies related to Triassic-Jurassic hinterland events are impossible. The regional distribution of the ages within the basement units can, on a first-order, be interpreted as a result of domal uplift or a domal thermal anomaly centred on the ultrahigh pressure units in eastern Dabie. The asymmetry of the uplift/anomaly is related to Late Creta-

ceous normal faulting along the Tan-Lu. The Xiaotian-Mozetang fault zone in northern Dabie, a major Early Cretaceous structure reactivating the Triassic-Jurassic orogenic belt, seems to have been inactive during the Late Cretaceous. Samples from north and south of the XMF yielded similar fission track ages. Several samples from the Dabie Shan and the Yangtze foreland fold-and thrust belt yielded Eocene ages (~40-50Ma). Modelling of these samples reveals enhanced cooling, requiring a tectonic and/or thermal event around 45 ± 10 Ma. This Caenozoic event may result from the combined effect of the Pacific subduction and the India-Asia collision. [Eva Enkelmann]

Positions

U/TH-HE DATING POSITION AT THE LONDON FISSION-TRACK LAB

A postdoctoral position will be available from early 2002 to run U/Th-He dating in the London fission-track Group at the University College London, working with Andy Carter, Tony Hurford, Kerry Gallagher [Imperial College] and Noriko Hasebe. A new Helium line is being constructed at UCL by Patterson Instruments and will be commissioned in spring 2002. The post is for two years, with a possible third year dependent on securing funds. Applicants should have experience in helium and noble gas mass spec operation and maintenance, and an interest in integrating the FT and U/Th-He methods. Contact Tony Hurford informally in first instance at: t.hurford@ucl.ac.uk.

[Tony HURFORD]

Meetings

EFTAN MEETING 22-23 NOVEMBER 2001

EFTAN is a federal organisation of European Fission Track groups. EFTAN was founded in 1992 with the purpose to promote fission track analysis in general and in Europe in particular. All European Fission Track groups can become a member. The network aims to promote communication between members, support European initiatives and collaboration, exchange of expertise and mobility between the groups.

Nine years ago, at the first and only official meeting held so far, I was appointed president of EFTAN and Günther Wagner vice-president. During the intervening period and at other meetings, workshops etc., members have been discussing with each other. Several members met at the Lorne meeting to discuss the possibility to organize a second EFTAN meeting.

I am pleased to announce that Günther Wagner and I have decided that the time has come to organise such a meeting. We propose to have this meeting during the second half of November 2001. The plan is to meet at Lautenbach in the Black Forest of Germany, the location of the first meeting. Suggestions for alternative venues are welcome. However, they should be inexpensive and the location should be central for the majority of fission trackers. We propose that the meeting should not last longer than two days. If participants could arrive before dinner time, we could start with the presentation and discussion during the first evening. The following day could be devoted to two sessions.

It is important that we know how many can participate and I would be grateful if you could reply expressing your interest in participating in the second EFTAN meeting. For the agenda of the meeting, we are interested in your input and ideas. They are most welcome. Please inform us of any points you think should be put on the agenda. I hope that you will support this initiative and that you have the opportunity to participate. Because of the arrangements concerning the hotel accommodation, discussion room … etc., we would appreciate it if you could respond as soon as possible. [Paul ANDRIESSEN]

EUROPEAN GEOPHYSICAL SOCIETY MEETING - EGS NICE 2002

The XXVIIth General Assembly of the European Geophysical Society will be held in Nice, France, 22 - 26 April 2002. At the last two meetings I have been convenor of two sessions and although the final programme is not yet ready I will have the opportunity to promote fission-track research. If you are interested to present your research at an international congress you can submit your abstracts to one of the sessions I will convene. [Paul ANDRIESSEN]

JOINT MEETING OF THE EUROPEAN GEOPHYSICAL SOCIETY AND AMERICAN GEOPHYSICAL UNION - EGS/AGU NICE 2003

In 2003 EGS and AGU are planning to organize a joint congress in Nice and this will give us the opportunity to propose a symposium that is attractive for fission-track researchers from Europe and US. I am officer of the Solid Earth section of EGS and therefore I can promote such a symposium. I like to know what interest there is for such a symposium and I am looking for researchers from the US who would like to act as co-convenor for such a symposium. [Paul ANDRIESSEN]

Books

"A BEDSIDE NATURE - GENIUS AND ECCENTRICITY IN SCIENCE 1869-1953", edited by Walter Gratzer, presents a selection of reprints of Nature articles, published over a period of somewhat less than a century. Among other fascinating articles, there is one by Lise Meitner and Otto Frisch on the discovery of fission. The essential part of the article has however been edited out. A perusal of Volume 143 of Nature, lead to the discovery of the gems reprinted below that might shed some light on where the 'fission' in 'fission-track' and 'ion' in 'ion explosion spike' come from, and remind us of some of the scientific giants in whose footsteps we tread.

Some historians of science believe that Lise Meitner didn't receive due recognition for her discovery [see "LISE MEITNER: A LIFE IN PHYSICS" by RuthLewin Sime and "LISE MEITNER AND THE DAWN OF THE NUCLEAR AGE" by Patricia Rife]. It is a fact that Otto Hahn was awarded the 1944 Nobel Prize in chemistry for the discovery of fission. Although he had supported Lise Meitner, he later downplayed her involvement in the discovery. Hahn and Fritz Strassmann had discovered the formation of barium from neutron irradiated uranium but did not offer an explanation. Hahn sent a letter [December 19, 1938] to Lise Meitner, exiled in Sweden, describing his findings and asking: "Perhaps you can suggest some fantastic explanation," which she did, in collaboration with her cousin Otto Frisch. Niels Bohr seems to have been in no doubt in ascribing the discovery to Meitner and Frisch.

Disintegration of Uranium by Neutrons: a New Type of Nuclear Reaction

Lise Meitner and Otto Frisch [Nature 143, 1939, 239-240]

On bombarding uranium with neutrons, Fermi and collaborators [1] found that at least four radioactive substances were produced, to two of which atomic numbers larger than 92 were ascribed. Further investigations [2] demonstrated the existence of at least nine radioactive periods, six of which were assigned to elements beyond uranium, and nuclear isomerism had to be assumed in order to account for their chemical behaviour together with their genetic relations.

In making chemical assignments, it was always assumed that these radioactive bodies had atomic numbers near that of the element bombarded, since only particles with one or two charges were known to be emitted from nuclei. A body, for example, with similar properties to those of osmium was assumed to be eka-osmium [Z=94] rather than osmium [Z =76] or ruthenium [Z=44].

Following up an observation of Curie and Savitch [3], Hahn and Strassmann [4] found that a group of at least three radioactive bodies, formed from uranium under neutron bombardment, were chemically similar to barium and, therefore, presumably isotopic with radium. Further investigation [5], however showed that it was impossible to separate those bodies from barium [although mesothorium, an isotope of radium, was readily separated in the same experiment], so that Hahn and Strassmann were forced to conclude that isotopes of barium [Z=56] are formed as a consequence of the bombardment of uranium [Z=92] with neutrons.

At first sight, this result seems very hard to understand. The formation of elements much below uranium has been considered before, but was always rejected for physical reasons, so long as the chemical evidence was not entirely clear cut. The emission, within a short time, of a large number of charged particles may be regarded as excluded by the small penetrability of the 'Coulomb barrier', indicated by Gamov's theory of alpha decay.

On the basis, however, of present ideas about the behaviour of heavy nuclei [6], an entirely different and essentially classical picture of these new disintegration processes suggests itself. On account of their close packing and strong energy exchange, the particles in a heavy nucleus would be expected to move in a collective way which has some resemblance to the movement of a liquid drop. If the movement is made sufficiently violent by adding energy, such a drop may divide itself into two smaller drops.

In the discussion of the energies involved in the deformation of nuclei, the concept of surface tension has been used [7] and its value has been estimated from simple considerations regarding nuclear forces. It must be remembered, however, that the surface tension of a charged droplet is diminished by its charge, and a rough estimate shows that the surface tension of nuclei, decreasing with increasing nuclear charge, may become zero for atomic numbers of the order of 100.

It seems therefore possible that the uranium nucleus has only small stability of form, and may, after neutron capture, divide itself into two nuclei of roughly equal size [the precise ratio of sizes depending on finer structural features and perhaps partly on chance]. These two nuclei will repel each other and should gain a total kinetic energy of c. 200 MeV, as calculated from nuclear radius and charge. This amount of energy may actually be expected to be available from the difference in packing fraction between uranium and the elements in the middle of the periodic system. The whole 'fission' process can thus be described in an essentially classical way, without having to consider quantum-mechanical 'tunnel effects', which would actually be extremely small, on account of the large masses involved.

After division, the high neutron/proton ratio of uranium will tend to readjust itself by beta decay to the lower value suitable for lighter elements. Probably each part will thus give rise to a chain of disintegrations. If one of the parts is an isotope of barium [8], the other will be krypton [Z=92-56], which might decay through rubidium, strontium and yttrium to zirconium. Perhaps one or two of the supposed barium-lanthanum-cerium chains are then actually strontium-yttrium-zirconium chains.

It is possible [8], and seems to us rather probable, that the periods which have been ascribed to elements beyond uranium are also due to light elements. From the chemical evidence, the two short periods [10 sec. and 40 sec.] so far ascribed to ^{239}U might be masurium isotopes [Z=43] decaying through ruthenium, rhodium, palladium and silver into cadmium.

In all these cases it might not be necessary to assume nuclear isomerism; but the different radioactive periods belonging to the same chemical element may then be attributed to different isotopes of this element, since varying proportions of neutrons may be given to the two parts of the uranium nucleus.

By bombarding thorium with neutrons, activities are which have been ascribed to radium and actinium isotopes [8]. Some of these periods are approximately equal to periods of barium and lanthanum isotopes resulting from the bombardment of uranium. We should therefore like to suggest that these periods are due to a 'fission' of thorium which is like that of uranium and results partly in the same products. Of course, it would be especially interesting if one could obtain one of those products from a light element, for example, by means of neutron capture.

It might be mentioned that the body with the half-life 24 min [2] which was chemically identified with uranium is probably really ^{239}U and goes over into eka-rhenium which appears inactive but may decay slowly, probably with emission of alpha particles. [From inspection of the natural radioactive elements, ^{239}U cannot be expected to give more than one or two beta decays; the long chain of observed decays has always puzzled us.] The formation of this body is a typical resonance process [9]; the compound state must have a life-time of a million times longer than the time it would take the nucleus to divide itself. Perhaps this state corresponds to some highly symmetrical type of motion of nuclear matter which does not favour 'fission' of the nucleus.

[1] Fermi E., Amaldi F., d'Agostino O., Rasetti F., Segré E. [1934]. Proc. Roy. Soc., A, 146, 483.
[2] Meitner L., Hahn O., and Strassmann F. [1937]. Z. Phys., 106, 249.
[3] Curie I., and Savitch P. [1938]. C.R., 208, 906, 1643.
[4] Hahn O. and Strassmann F. [1938] Naturwiss., 26, 756.
[5] Hahn O. and Strassmann F. [1939]. Naturwiss., 27, 11.

[6] Bohr N. [1936]. Nature, 137, 344, 351.
[7] Bohr N., and Kalckar F. [1937]. Kgl. Danske Vid. Selskab, Math. Phys. Medd. 14, Nr. 10.
[8] Meitner L., Strassmann F. and Hahn O. [1938]. Z. Phys. 109, 538.
[9] Bethe H.A. and Placzec G. [1937]. Phys. Rev., 51, 405.

Physical Evidence for the Division of Heavy Nuclei under Neutron Bombardment

Otto Frisch [Nature 143, 1939, 276]

From chemical evidence, Hahn and Strassmann conclude that radioactive barium nuclei [atom number Z=56] are produced when uranium [Z=92] is bombarded by neutrons. it has been pointed out that this might be explained as a result of a 'fission' of the uranium nucleus, similar to the division of a droplet into two. The energy liberated in such processes was estimated to be about 200 MeV, both from mass defect considerations and from the repulsion of the two nuclei resulting from the 'fission' process.

If this picture is correct, one would expect fast-moving nuclei of atomic number 40 to 50 and atomic weight 100 to 150, and up to 100 MeV energy, to emerge from a layer of uranium bombarded with neutrons. In spite of their high energy, these nuclei should have a range in air of a few millimetres only, on account of their high effective charge [estimated to be about 20], which implies very dense ionisation. Each such particle should produce a total of about 3 million ion pairs.

By means of a uranium-lined ionisation chamber, connected to a linear amplifier, I have succeeded in demonstrating the occurrence of such bursts of ionisation. The amplifier was connected to a thyratron which was biased so as to count only pulses corresponding to at least 5 10^5 ion pairs. About 15 particles per minute were recorded when 300 milligram of radium, mixed with beryllium, was placed one centimetre from the uranium lining. No pulses at all were recorded during repeated check runs of several hours total duration when either the neutron source or the uranium lining was removed. With the neutron source at a distance of four centimetres from the uranium lining, surrounding the source with paraffin wax enhanced the effect by a factor of two.

It was checked that the number of pulses depended linearly on the strength of the neutron source; this was done in order to exclude the possibility that the pulses are produced by accidental summation of smaller pulses. When the amplifier was connected to an oscillograph, the large pulses could be seen very distinctly on the background of much smaller pulses due to the alpha particles of uranium.

By varying the bias of the thyratron, the maximum size of pulses was found to correspond to at least 2 million ion pairs, or an energy loss of 70 MeV of the particle within the chamber. Since the longest path of a particle in the chamber was 3 centimetres, and the chamber was filled with hydrogen at atmospheric pressure, the particles must ionise so heavily that they can make 2 million ion pairs on a path equivalent to 0.8 cm of air or less. From this it can be estimated that the ionising particles must have an atomic weight of at least about seventy, assuming a reasonable connection between atomic weight and effective charge. This seems to be conclusive physical evidence for the breaking up of uranium nuclei into parts of comparable size, as indicated by the experiments of Hahn and Strassmann.

Experiments with thorium instead of uranium gave quite similar results, except that surrounding the neutron source with paraffin did not enhance, but slightly diminished the effect. This gives evidence in favour of the suggestion that also in the case of thorium some, if not all of the activities produced by neutron bombardment, should be ascribed to light elements. it should be remembered that no enhancement by paraffin has been found for the activities produced in thorium, except for one which is isotopic with thorium and is almost certainly produced by simple capture of the neutron.

Prof. Meitner has suggested another interesting experiment. If a metal plate is placed close to a uranium layer bombarded with neutrons, one would expect an active deposit of the light atoms emitted in the 'fission' of the uranium to form on the plate. We hope to carry out such experiments, using the powerful source of neutrons which our high-tension apparatus will soon be able to provide.

Disintegration of Heavy Nuclei

Niels Bohr [Nature 143, 1939, 330]

Through the kindness of the authors I have been informed of the content of the letters [1,2] recently sent to the editor of Nature by Professor Meitner and Dr. Frisch. In the first letter, these authors propose an interpretation of the remarkable findings of Hahn and Strassmann as indication for a new type of disintegration of heavy nuclei, consisting in a fission of the nucleus into two parts of approximately equal masses and charges with release of enormous energy. In the second letter, Dr. Frisch describes experiments in which these parts are directly detected by the very large ionisation they produce. Due to the extreme importance of this discovery, I should be glad to add a few comments on the mechanism of the fission process from the point of view of the general ideas, developed in recent years, to account for the main features of the nuclear reactions hitherto observed.

According to these ideas, any nuclear reaction initiated by collisions or radiation involves as an intermediate stage the formation of a compound nucleus in which the excitation energy is distributed among the various degrees of freedom in a way resembling the thermal agitation of a solid or liquid body. The relative probabilities of the different possible courses of the reaction will therefore depend on the facility with which this energy is either released as radiation or converted into a form suited to produce the disintegration of the compound nucleus. In the case of ordinary reactions, in which the disintegration consists in the scope of a single particle, this conversion means the concentration of a large part of the energy on some particle at the surface of the nucleus, and resembles therefore the evaporation of a molecule from a liquid drop. In the case of disintegrations comparable to the division of such a drop into two droplets, it is evidently necessary, however, that the quasi-thermal distribution of energy be largely converted into some special mode of vibration of the compound nucleus involving a considerable deformation of the nuclear surface.

In both cases, the course of the disintegration may thus be said to result from a fluctuation in the statistical distri-

bution of the energy between the various degrees of freedom of the system, the probability of occurrence of which is essentially determined by the amount of energy to be concentrated on the particular type of motion considered, and by the 'temperature' corresponding to the nuclear excitation. Since the effective cross-sections for the fission phenomena seem to be about the same order of magnitude as the cross-sections for ordinary nuclear reactions, we may therefore conclude that for the heaviest nuclei the deformation energy sufficient for the fission is of the same order of magnitude as the energy necessary for the escape of a single nuclear particle. For somewhat lighter nuclei, however, where only evaporation-like disintegrations have so far been observed, the former energy should be considerably larger than the binding energy of a particle.

These circumstances find their straightforward explanation in the fact, stressed by Meitner and Frisch, that the mutual repulsion between the electric charges in a nucleus will, for highly charged nuclei, counteract to a large extent the effect of the short-range forces between the nuclear particles in opposing a deformation of the nucleus. The nuclear problem concerned reminds us indeed in several ways of the question of the stability of a charged liquid drop, and in particular, any deformation of a nucleus, sufficiently large for its fission, may be treated approximately as a classical mechanical problem, since the corresponding amplitude must evidently be large compared with the quantum mechanical zero-point oscillations. Just this condition would in fact seem to provide an understanding of the remarkable stability of heavy nuclei in their normal state or in the states of low excitation, in spite of the large amount of energy which would be liberated by an imaginable division of such nuclei.

The continuation of the experiments on the new type of nuclear disintegrations, and above all the closer examination of the conditions for their occurrence, should certainly yield most valuable information as regards the mechanism of nuclear excitation.

[1] Meitner L. and Frisch O.R. [1939]. Nature 143, 239.

[2] Frisch O.R. [1939]. Nature 143, 276.

Search for relatively stable superheavy elements in nature by fossil track studies of crystals from meteorites and the lunar surface

Vladimir P. Perelygin[1], Gulbachor U. Abdullaeva[1], Ilhom G. Abdullaev[1], Julia V. Bondar[2], Reinchard M. Brandt[3], Robert L. Fleischer[4], Galina P. Kniazeva [1], Lubov I. Kravets[1], Denis O'Sulivan[5], Peter Vater[3]

[1]Joint Institute for Nuclear Research, 141980 Dubna, Russia
[2] Ukraine State Scientific Centre of Environmental Radiogeochemistry, 252680, Kiev, Ukraine
[3] Kernchemie, Philipps-University, 35032, Marburg, Germany
[4] Department of Geology, Union College, Schenectady, NY 12308, USA
[5] Dublin Institute for Advanced Studies, School of Cosmic Physics, Dublin 2, Ireland

The main aim of this paper is to report further investigations on the search and identification of relatively stable nuclei [$Z \geq 110$] of Super Heavy Elements [SHE] in Galactic matter by fossil track studies of non-conducting crystals from the surface of some meteorites and from lunar regolite rocks.

As predicted theoretically in the late 60's, superheavy nuclei in the region of proton numbers $Z = 110\text{-}114$ and neutron number $N = 184$ [double magic closed nuclear shells] can possess life times from 10^3 up to 10^9 years. Thus nuclei of SHE can survive in extraterrestrial rocks and produce tracks in the host crystals as a result of spontaneous fission, if their life time is more than 5×10^7 years. Nuclei of SHE are supposed to be the products of nucleosynthesis in explosive processes in our Galaxy [supernova r-process nucleosynthesis, and, especially, neutron star formation processes, etc.]. When these nuclei accelerated to relativistic energies in the Galaxy, they can produce extended trails of damage in non-conducting extraterrestrial crystals. To be registered in extraterrestrial crystals the life time of such SHE nuclei in the Galactic cosmic rays must exceed $\sim10^3$ years.

To search for and to identify the superheavy nuclei in the Galactic cosmic rays it is proposed to use the ability of some extraterrestrial crystals [olivines, pyroxenes, phosphates] to store for many million years the trails of damage produced by fast $Z \geq 23$ nuclei coming to rest in the crystalline lattice. The track length of fast $Z \geq 23$ nuclei is directly proportional to Z^2. Thus, the nuclei of SHE will produce tracks that are 1.6-1.8 times longer than the tracks due to high energy Th-U nuclei in the galactic cosmic rays. For visualisation of these tracks inside the crystal volume the proper controlled annealing and chemical etching procedures must be used.

In our pervious study in 1980, the fossil tracks due to Th-U nuclei were first observed and unambiguously identified by calibration of the olivine crystals with accelerated U, Au and Pb-ions. The charge distributions and energy spectra of $Z = 26\text{-}92$ galactic cosmic ray nuclei were measured. The number of Th-U nuclei track measured in olivine crystals was in total more than 1600, as compared with the rest world statistic – 30 events [LDEF, HEAO-3, ARIEL-6 experiments on direct registration of $Z \geq 70$ cosmic ray nuclei tracks in satellite based detectors]. Five anomalously long tracks, which could not be attributed to Th-U nuclei, were also registered in this study. The goal of these track studies is the final unambiguous identification of $Z \geq 110$ nuclei in the Galactic cosmic rays.

The second approach to identify SHE nuclei in nature is to search for the tracks in extraterrestrial phosphates due to spontaneous fission of $Z \geq 110$ nuclei producing 2-pronged and 3-pronged fission fragment tracks, which differ significantly from the tracks due to the spontaneous fission of ^{238}U and ^{244}Pu nuclei. Extraterrestrial phosphate crystals [whitlocites, apatites and stanfilldites] will be investigated in these studies.

A new apatite and titanite standard for fission-track and (U-Th)/He dating

Meinert Rahn[1], Michael Kraml[1] and Rafael Pik [2]

[1] Institut für Mineralogie, Petrologie und Geochemie, Albert-Ludwigs-Universität Freiburg, Freiburg, Germany
[2] Centre de Recherches Pétrographiques et Géochimiques (CRPG), CNRS, Vandoeuvre-Les-Nancy, France

All of us need standards. Lots of standards. I have heard rumours of some of us having gone to sample FCT and having come back with several old suitcases filled with rocks ...

Ideally, we want a standard, which contains the minerals of interest in large quantities. For [U-Th]/He dating, we also would love to have large grains, in order to minimize surface effects. Furthermore, we need to date our standard with other dating techniques, preferably by Ar/Ar. And we should be able to verify that the material has not undergone a complex time-temperature history after the start of track accumulation. And the investigated mineral grains should not be zoned, should be free of inclusions. And ... and ... and ... There is a long list of requirements, hard to cover by a single sample or locality. However, we might be in a position to offer a lithology able to deal with most of the requirements.

Next to the town of Freiburg, Germany, an extinct alkaline volcanic complex, the Kaiserstuhl, is located. At its northwest corner, the youngest extrusive phase has created a thick succession of lava flows and tuff layers. The phonolitic tuff t3 was dated with several methods. Kraml et al. [1996] produced Ar/Ar plateaus from single 0.5 to 2 mm sized clear sanidine crystals by incremental laser heating, and provided a cooling age of 16.2 ± 0.4 [2σ] Ma. These Ar/Ar ages are identical to an older K/Ar dating result by Lippolt et al. [1963]. Recently, the tuff has also been dated by the fission track technique on apatite, and by [U-Th]/He dating on apatite and titanite. Both apatites and titanites can be found in sufficient quantities in the 100-500 µm size range of the disaggregated rock. Disaggregation is done by simple washing and rubbing the collected tuff through a column of sieves, because most of the rock matrix is completely altered into clay minerals. For mineral separation, you therefore start by "washing, not crushing", which keeps the grains euhedral. The subsequent steps in mineral separation correspond to normal procedures, with the exception that apatites and titanites can also be gained from the fractions >300 µm. Suitable sanidine crystals are obtained by handpicking out of the 0.5-2 mm fraction.

Fission track dating of the apatites yielded an age of 16.8 [-1.2/+1.3] Ma [2σ, based on 20 crystals]. A mean fission track length of 15.17±0.18 [2σ] µm [n = 100] is in agreement with a very fast cooling and the absence of a later heating event. We admit that not all apatites are crystal clear like in Durango. But they are mostly euhedral, and therefore align perfectly for counting. A normal mount always contains more than enough large high-quality grains. Features that can be mistaken for tracks are absent. Single grain ages varied from 12.5 to 25.5 Ma in age, the U content varied from 13 to 72 ppm.

In addition, apatites and titanites were dated with the [U-Th]/He method. The mean age of six apatite mounts is 16.4±0.7 Ma [2σ]. The U concentration of the apatite subsamples varied from 25 to 33 ppm; the U/Th ratio showed a range of 0.10 to 0.23. Five titanite mounts were dated by [U-Th]/He, giving a mean age of 16.3±0.6 [2σ]. The U and Th concentrations were in the range 23-47 ppm and 63-80 ppm, respectively.

Within less than 0.5 standard deviations, all three methods provide the same result. The nearly perfect overlap between the three data sets is a good argument for the very simple thermal history of the tuff layer. The age of the proposed new standard is nearly identical to the Buluk tuff [Hurford and Watkins 1987], which is an approved zircon standard.

The new Limberg t3 standard provides material for apatite, titanite and sanidine, and the grain size is suitable for the fission track, laser single-grain Ar/Ar and [U-Th]/He methods. Our separation work has also shown the presence of low amounts of zircons in the tuff. However, these are most probably derived from crystalline basement fragments, which were transported from depth to the surface within the melt, and are not part of the phonolitic assemblage.

On the basis of our results, we propose the Limberg t3 tuff as a new age standard for the Ar/Ar method [sanidine], for fission dating [apatite and possibly titanite] and [U-Th]/He dating [apatite and titanite]. The consistent results obtained with three methods make it an attractive standard for studies on the low-temperature evolution of moderately to fast cooling settings.

Interested? Need a new standard? Or just another one to test? If yes, get your old suitcases ready ...

REFERENCES

Hurford A.J. and Watkins R. T. [1987]. Fission-track age of the tuffs of the Buluk Member, Batake formation, Northern Kenya: A suitable fission-track age standard. Chemical Geology, 66, 209-216.

Kraml M., Keller J. and Henjes-Kunst F. [1996]. Spot fusion and incremental heating of single crystals from Kaiserstuhl volcanic rocks with the BGR 40Ar/39Ar Laser Probe. V. M. Goldschmidt Conference 1996, Heidelberg, Germany. Conference Abstracts, 332.

Lippolt H.J., Gentner W. and Wimmenauer, W. [1963]. Altersbestimmungen nach der Kalium-Argon-Methode an tertiären Eruptivgesteinen Südwestdeutschlands. Jahreshefte des geologischen Landesamtes Baden-Württemberg, 6, 507-538.

Notice: On Track is looking for a new editor, who will be responsible for the December 2001 and the following issue. If you are interested in editing On Track, please contact the current editor before **December 1, 2001**.

Experimental evidence for the pressure dependence of fission track annealing in apatite

Anke S. Wendt [1] and Olivier Vidal [2]

[1] Heidelberger Akademie der Wissenschaften am Max Planck Institut für Kernphysik, Forschungsstelle Archäometrie, Heidelberg, Germany. [1] Laboratoire de Géophysique, Tectonique et Sédimentologie, ISTEEM, Université Montpellier 2, Montpellier, France.
[2] Laboratoire de Géologie, Département Terre, Atmosphère et Océans, Ecole Normale Supérieure, Paris, France. [2] LGTS, Université J. Fourier, Grenoble, France.

INTRODUCTION

Apatite and zircon fission tracks analyses can provide information on the timing and the spatial variation of thermal histories as a function of the decay of U and of partial or total track annealing. The temperature at which fossil fission tracks in the apatite group minerals are annealed is not sharply defined but progressive, and depends on the mineral composition [e.g. Green et al., 1986; Carlson and Donelick, 1993], the cooling rate and possibly the symmetry group of the mineral [Kohn and Foster, 1996]. Annealing of fission tracks in minerals is described as a poorly understood diffusional-type process, which restores the damaged crystalline structure when thermally activated [e.g. Wagner and van den Haute, 1992; Gallagher et al., 1998].

The mean length of fossil fission tracks in apatite group minerals ranges from 14.5 µm to 15.5 µm [Gleadow et al. 1986]. Samples with mean track length in this range and narrow track length distributions are assumed to have experienced rapid cooling from temperatures above 100°C down to less than 60°C at the time indicated by the fission track age [Laslett et al. 1987]. Broad length distributions and shorter mean lengths suggest that the samples have experienced a more complex thermal history, spending a significant amount of time in the partial annealing zone [Gleadow et al., 1986].

We report and discuss experiments aimed at investigating the effects of other parameters such as hydrostatic pressure [P] and stress [σ], in addition to temperature [T], on the stability field of spontaneous fission tracks in apatites. This is motivated [1] by the fact that diffusional processes are expected to slow down under pressure, and [2] by the lack of experimental data of fission track fading under P and T.

The pressure dependence of diffusion has been studied, from the perspective of absolute reaction rate theory, e.g. in polycrystalline lead [Nachtrieb 1955; Hudson and Hoffman 1961], zinc [Lin and Drickamer 1954], uranium [Beyerler and Adda 1965] and olivine [Kohlstedt et al. 1980] [Figure 1]. These experiments revealed an approximately linear decrease of the logarithm of the diffusion coefficient D with increasing pressure. Assuming that similar mechanisms operate in fission track annealing, it is expected that the stability field of fission tracks widens with increasing hydrostatic pressure.

The only data on fading of spontaneous tracks under experimental pressures and temperatures date back to the work of Fleischer et al. [1965]. They studied fission track fading in tektites and zircon under pressure, temperature,

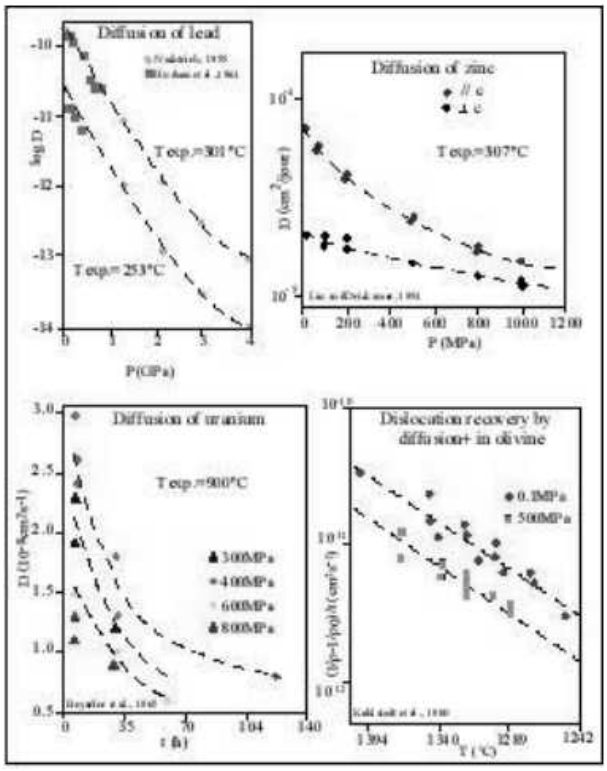

Figure 1. Pressure dependence of diffusion coefficients in lead, zinc, uranium and olivine.

plastic deformation, and ionising radiation. The tektites were annealed at pressures ranging from 0.1 to 6000 MPa and temperatures from 50 to 580°C [Figure 2]; the zircons were annealed at pressures from 0.1 to 8000 MPa at temperatures from 550 to 850°C; maximum annealing time was 167 hours [Figure 3].

In tektites, track fading in the high-pressure low-temperature run was observed to be independent of the annealing time [5 to 1000 minutes] and temperature [50 to 130°C]. The tracks were partially annealed at temperatures from 90 to 150°C the extent of annealing being independent of the annealing time. In the medium pressure [1000 -3000 MPa] and medium temperature range, tracks are stable during 1000 minutes at temperatures increasing from 130 to 250°C and 290 to 310°C. Fading becomes time-dependent above 310°C. At high temperatures and 200 MPa pressure tracks



Figure 2. Fission-track stability in tektite as a function of pressure and temperature. Data from Fleischer et al. [1965].

remained unaffected. The runs at medium pressure showed a particularly complicated track fading pattern: total fading and partial fading do not constitute clearly separated data sets, but overlapped in some points. No information is given on fading tests at ambient pressure.

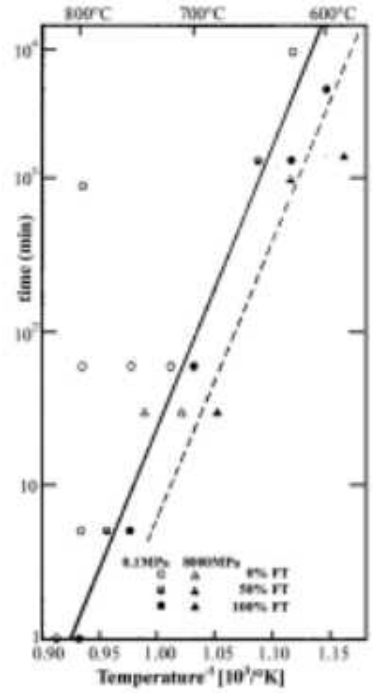

Figure 3. Fission-track stability in zircon as a function of pressure and temperature. Data from Fleischer et al. [1965].

In zircon, the high temperature ambient pressure run led to partial to total track fading; pressure produced similar fading behaviour at lower temperatures.

In general, these experiments seem to show that the application of hydrostatic pressure enhances the annealing of fission tracks. However, the experimental results are difficult to interpret since: [1] fission track densities were investigated qualitatively; [2] no information is given on the variation of the uranium content between samples which might introduce considerable errors in the experimental results; [3] the experiments performed under geologically relevant temperature-pressure conditions [up to 3000 MPa] do not provide a clear answer on the P dependency; [4] no experiments were performed which directly investigate the effect of temperature and ambient pressure compared to the effect of the same temperature at high pressure for constant time spans [P_1 = 0.1 MPa, T_1 = constant, t_1 = constant and P_2 > 0.1 MPa, $T_2 = T_1$, $t_2 = t_1$]. In addition, the experimental results seem to show that if pressure enhances the fading rate of fission track, then the processes which are involved during "annealing" are not governed by diffusion.

In order to obtain unambiguous data for spontaneous fission tracks, an experimental programme has been developed which allows a direct comparison of fission track behaviour at constant pressures, constant temperatures and constant times for different apatite compositions. The P-T coupling is representative of high pressure retrograde P-T paths. We are investigating latent and etched tracks by TEM and optical analyses of the annealed samples in comparison to the unannealed material. Here, we report the first results.

APATITES

Three single crystals [length up to 30 mm, diameter ca. 15 mm] of apatite of different provenance and chemical composition were used for the experiments: [1] yellow-green apatite from Durango [Mexico], [2] blue apatite from Sludjanka [Siberia] and [3] light blue apatite from Canada. Their fluor/chlorine ratios are as follows: Durango: F/Cl = 1:0.27; Sludjanka: F/Cl = 1:0.29; Canada: F/CL = 1:0.08. The crystals were cut into slices parallel to the c-axis in order to perform all experiments on sections with the same orientation from the same crystals. The slices were sealed in 2 cm long, 5 mm diameter gold capsules together with 2 ml of distilled water for the low pressures runs [100 MPa, 350 MPa] and dry in gold capsules for the medium pressure runs [600 MPa, 800 MPa]. For the high pressure runs at 2000 MPa, the crystal slices were directly included in salt cylinders of 15 mm length and 7 mm diameter.

EXPERIMENTS

Different apparatus were used for P-T experiments in different pressure intervals:

[1] Simple heating experiments at ambient pressures were performed in a furnace. The cumulative uncertainty on the temperature measured with a Pt/13%Rd thermocouple was 2°C. The heating rate was 15°C/min. Cooling to ambient temperature at the end of each run was achieved in 15 minutes.

[2] The experiments at pressures of 100 and 350 MPa were performed in horizontal, externally heated, cold seal pressure vessels. The confining pressures were built up with H_2O vapour and controlled with a Bourbon gauge to within 0.5 MPa. Temperatures were measured with a chromel-alumel thermocouple located at the hot end of the vessel, and controlled electronically to within 5°C. The heating rate was about 20°C/min and quenching of the capsules from

500°C to ambient temperature was achieved in 5 minutes before decompression. [Table 1].

[3] The high pressure runs at 600 and 800 MPa were performed in an internally heated pressure vessel. The confining pressures were built up with Argon gas and electronically controlled to within 1 MPa. The cumulative uncertainty on the temperature, measured with Pt/13%Rd thermocouples located at both ends of the pressure chamber, was 3°C. The temperature gradient in the pressure chamber was measured electronically and was less than 1°C. The heating rate was 20°C/min. Cooling to ambient temperature at the end of the runs was achieved in 1 minute before decompression. [Table 1].

[4] The ultrahigh-pressure runs at 2000 MPa were performed in a solid medium apparatus in which the confining pressures were built up by flowing salt. The heating rate was 15°C. The temperature, measured with Pt/13%Rhd was electronically controlled to within 2°C. Cooling to ambient temperature was achieved under pressure in about 90 minutes.

ANALYSES

The apatite sections were carefully taken out of their jackets. Most had remained intact and had not changed colour. They were cut into several oriented pieces. One was used for common fission track analyses, a second for high resolution transmission electron microscopy [HRTEM]. The fission track samples were embedded in epoxy and prepared as thin sections, avoiding heating above 35°C. A sufficient thickness of material was removed from the crystal surface in order to avoid interference from interactions between the confining medium [water, gas, salt] and the crystal. The fission track analyses were performed on spontaneous tracks in sections parallel to the c-axis after etching in HNO_3 /H_2O = 6.5/100 at room temperature for 40 seconds [e.g. Wagner and Van den haute, 1992, Hurford, 1990ab]. After etching, fission track densities, lengths and orientations were measured. Here, we concentrate on the fission track densities.

RESULTS

Altogether 50 successful experiments were performed from which we present here the first 17 results. The changes in fission-track densities as a function of pressure, temperature, time and chemical composition are shown in Figure 4. The final track densities are represented as percentages of the initial densities as a function of time in a simple XY-graph.

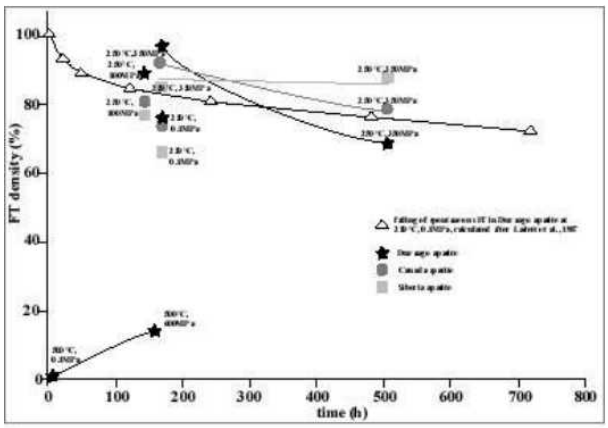

Figure 4. Experimental results on fission track densities after annealing at P and T.

It is clear that an increased pressure at constant temperature and a running time of one week increases the fission track stability in all three apatites. In the three week experiments, a decrease in fission track densities was observed compared to the densities after one week annealing. The average slope of the curves for the Canada and Siberia apatites suggests a constant rate of fading for longer time spans which is lower than the rate calculated for Durango apatite at 250°C and ambient pressure using the equations of Laslett et al. [1987]. The Durango sample showed stronger fading after three weeks than the two other samples. This is probably an artefact and related to the inhomogeneity of the uranium distribution in the Durango apatite which can amount to 30%. In addition, features similar to fission tracks were observed in apatites which were exposed to temperatures of 500°C at 600 MPa for one week. The same annealing at ambient pressure led to total fission track fading after several hours [Figure 4]. The distribution of track length versus orientation in an unannealed apatite and the HP-HT annealed Durango crystal are similar, suggesting that the observed features are normal fission tracks [Figure 5]. Anomalous fission track fading, as described by Jonckheere and Wagner [2000], can be excluded, since the HP-HT samples are free of fluid inclusions and tracks were observed in fracture-free areas. In general, we can conclude from these first experimental results that pressures increases the fission track stability considerably. Figure 6 shows two photomicrographs of annealed fission tracks in comparison with an unannealed sample.

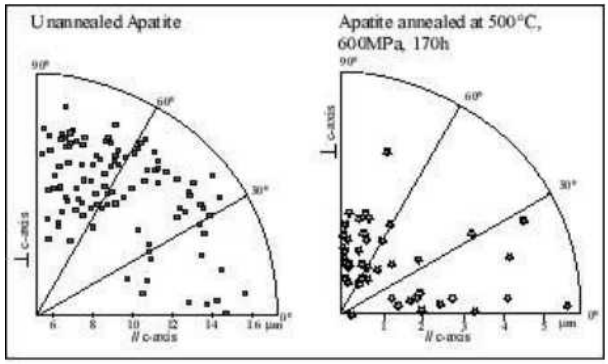

Figure 5. Projected fission-track length vs. angle to the c-axis in unannealed and [HP,HT] annealed apatite. In both experiments, track are longer parallel to the c-axis and shorter perpendicular to the c-axis as a result of anisotropy.

DISCUSSION

If fission tracks are "restored" by a diffusion-type mechanism, it seems that diffusion is less effective at high pressures, resulting in a shift of the fission track stability field to higher temperatures. This behaviour is known from diffusion processes in metals and some silicates [see Figure 1]. This allows us to describe fission track annealing as follows:

$$\rho_0 / \rho = - K \rho_0 t \exp [-[Q+PV]/kT] \qquad [1]$$

[Kohlstedt et al., 1980; Karato et al., 1981], wherein: ρ_0 = initial fission track density; ρ = final fission track density, K = constant, t = time, Q = activation energy, P = pressure, V = activation volume, k = Boltzmann's constant, T = temperature.

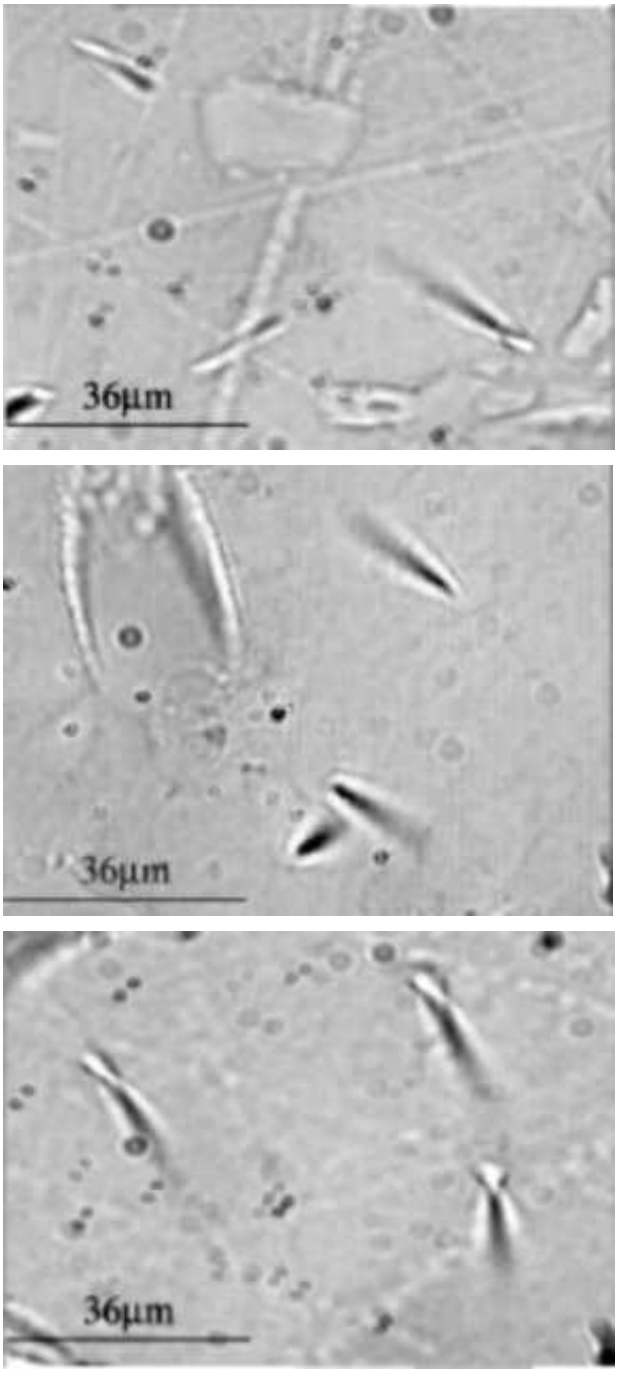

Figure 6. From top to bottom: unannealed Durango apatite; same crystal annealed for one week at [350 MPa, 250 °C]; same crystal annealed for one week at [600 MPa, 500 °C].

If the increased stability of fission tracks due to P-T coupling is confirmed by experiment, then important changes in the interpretation of fission track ages and in the derivation of exhumation paths are necessary for high pressure metamorphic rocks. If fission tracks have greater stability at increased pressure, then the closure temperature will be higher than the commonly accepted value [~ 100°C]. Examples of retrograde P-T-t paths describing this phenomenon are given in Figure 7. It can be seen that the classic stability field of fission tracks is narrower than the stability field derived from our experiments, leading to an overestimation of the closure ages during exhumation [red point in Figure 7].

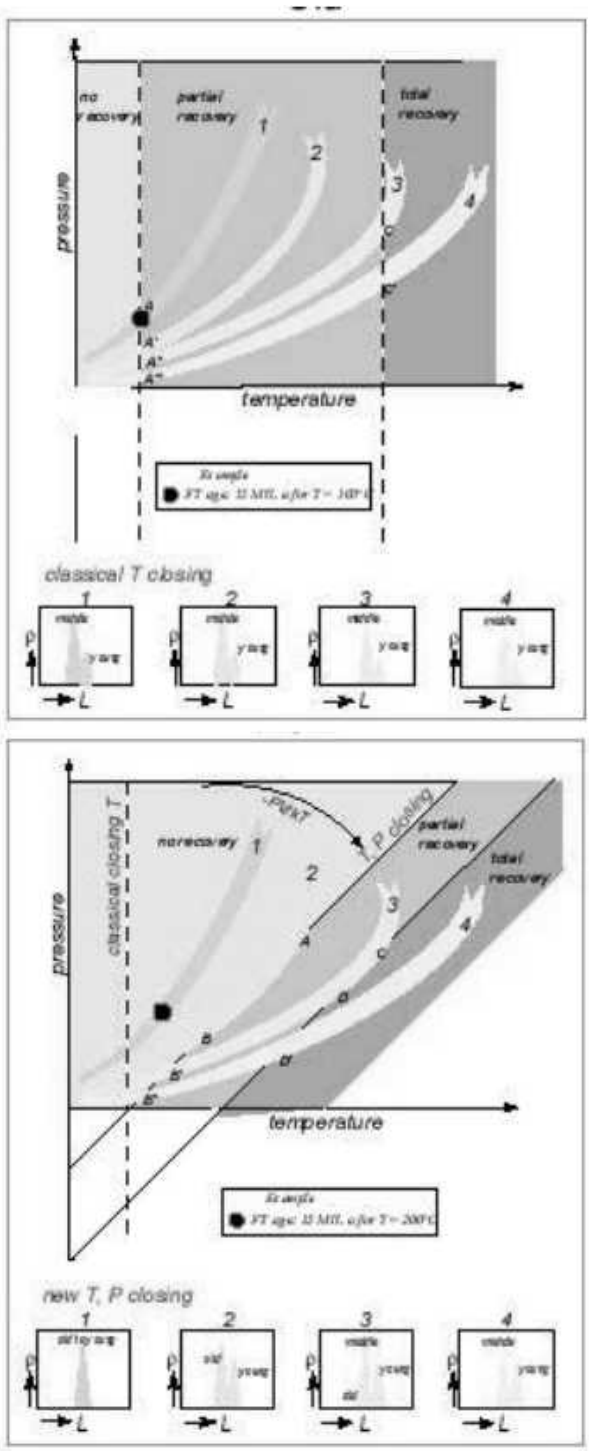

Figure 7. Examples of retrograde metamorphic paths and fission-track fading, using temperature-defined stabilities [top] and temperature-pressure defined stabilities [bottom]. The apparent closure temperature age becomes greater than the red closure pressure-temperature age. The track length distribution also changes when considering pressure-temperature dependent track stability.

The experiments show that fission tracks in minerals exposed at the Earth's surface can be inherited from greater depth without having been completely annealed at high temperatures. Therefore, a fission-track age can have a different meaning for high pressure metamorphic rocks characterized by a fast exhumation: either [1] it might describe the crystallisation conditions of the crystal or [2] it might describe a point of the retrograde metamorphic P-T-t path which can coincide with peak metamorphism. An experimental description of fission-track stabilities over a wide range of P-T coupling will lead to the complete reconstruction of the exhumation paths under which fission tracks completely anneal, partially anneal or not anneal at all.

CONCLUSION

The results presented here are preliminary and more work is needed. In particular, short and long-term experiments allowing an extrapolation of the experimental data to geological timescales as well as a quantitative comparison between the P-T dependent fading behaviour of spontaneous and induced fission tracks. As mentioned earlier, it is difficult to find a statistically representative number of horizontal confined fission tracks for the lengths measurements. Therefore we plan to irradiate our samples with Californium-fission fragments which will provide the possibility to analyse great numbers of confined tracks and will allow us to determine P-T fission track stabilities with great precision.

ACKNOWLEDGEMENT

We are indebted to Maurice Brunel, Raymond Jonckheere, David Mainprice, Günther Wagner and Richard Wirth for technical support and interesting discussions. We are also grateful to Christof Nevado and Karin Paeck for the preparation of thin sections and TEM foils. This project is supported by the Deutsche Forschungsgemeinschaft [DFG We 1937/2].

REFERENCES

Beyerler and Adda [1965]. Phys. Sol. High Pressures, 349.

Fleischer et al. [1965]. Journal of Geophysical Research, 70, 1497-1502.

Fleischer et al. [1974]. Journal of Geophysical Research, 79, 339-342.

Gallagher et al. [1998]. Annual Review of Earth Planetary Sciences, 26, 519-572.

Gleadow [1986]. Nuclear Tracks, 5, 3-14.

Green et al. [1986]. Chemical Geology [Isotope Geoscience Section], 59, 237-253.

Hurford [1990a]. Nuclear Tracks, 17, 233-236.

Hurford [1990b]. Chemical Geology, 80, 171-178.

Jonckheere and Wagner [2000]. American Mineralogist, 85, 1744-1753.

Karato [1981]. Journal of Geophysical Research, 86, B10, 9319.

Kohlstedt et al. [1980]. Journal of Geophysical Research, 85, B6, 3122-3130.

Kohn and Foster [1996]. International Workshop on fission track dating, Ghent, Abstract 37.

Laslett et al. [1987]. Chemical Geology [Isotope Geoscience Section], 65, 1-13.

Liu und Drickamer [1954]. Journal of Chemistry and Physics , 22, 312.

Nachtrieb et al. [1955]. Journal of Chemistry and Physics. 23, 1193.

Wagner and Van den Haute [1992]. Fission Track Dating, Ferdinand, Enke Verlag Stuttgart.

Scanning through the ages

Mike Krochmal and the crew at Autoscan

Autoscan Systems Pty. Ltd., 4/293 Bay Street, Brighton 3186 Victoria, Australia
Email: kroch@autoscan.com.au; autoscan@autoscan.com.au

The whole thing started in about 1979, and is almost entirely Prof. Andrew J. Gleadow's fault. He had the bright idea that there must be a better way for Fission Trackers than to sit in dimly lit rooms for weeks or months on end, counting tracks manually to the accompaniment of the music of those little hand-clickers, writing down the numbers on bits of paper that get picked up by other people and scribbled on, and going cross-eyed looking for mica-side tracks that aren't there because the detector lost contact with the grain mount. Can't imagine why anyone would not enjoy that !

The first people to become involved were Dr. Peter Leigh-Jones and Dr. Leigh Fiddes, then working in the Department of Communication and Electronic Engineering at RMIT in Melbourne. These two bright lads had just given two papers at the IREECON [17th International Electronics Convention and Exhibition] in Sydney in 1979, called "A Microprocessor Controlled Precision Scanning System for Step and Repeat Exposure" and "A Computer Based Optical and Electron Beam Lithographic Facility". The equipment described, which was a scanning stage able to be driven over an area of 50 mm by 50 mm in steps of 0.5 micron, was designed around an M6800 microprocessor [hands up those who can remember those little beauties !] Peter and Leigh were certainly well qualified to put Andy's ideas into practice.

The initial systems built for fission track dating [both of which were installed at the University of Melbourne, one in 1981 and one in 1982] were designed around a modified stage of ample proportions supplied by Zeiss. Focus was

achieved by means reminiscent of a screw-top jar, edge-driven by a stepper motor and the electronics were a sight to behold. By the time of the third system [South Korea in 1984], the stage was a custom-made model, and the electronics were wire-wrapped [the technology of promise at the time - whatever happened ?].

By the time system 6 was installed [again at the University of Melbourne, in 1984], Dr. Michael J. Smith had taken over the company, and had incorporated it officially as Autoscan Systems Pty. Ltd. This system was based on the first of the "only a mother could love it" AS1000 stages that were to be with us until 1993. Mike is a mechanical engineer, and designed and manufactured the first truly compact stage with integrated 3-axis motion, with the focus being independent of the microscope focus mechanism. That stage used dc motors for X and Y movement, but a stepper motor for focus. Any fission tracker who worked with that stage is able to give a good rendition of the slow, laboured grind of the focus stepper motor, but it did the job, and it did it well. Mike Smith was the first to represent Autoscan at a conference : the 4th International Fission Track Dating Workshop in Troy, NY, USA in 1984.

My first involvement with Autoscan was in 1986, when I represented Mike Smith at ICOG6 in Cambridge, UK. That was a memorable conference, and I have pleasant memories of passing under Newton's Bridge while punting on the Cam, and of the madrigals on the riverbank. I then spent a year working in the US, but acquired Autoscan Systems from Mike Smith when I returned in March 1988. By that time, Mike had sold nearly a dozen systems, and Autoscan was beginning to be a well-known name among fission trackers.

1988 was also the year of the 5th [6th?] International Fission Track Dating Workshop in Besançon, France. Again, this was a most memorable meeting and those who attended will no doubt have pleasant memories of the visit to the salt works and the hot-air balloon rides.

By the time of ICOG7 in Canberra, Australia in 1990, we already had 20 systems installed. We were lucky to be there at the time of the Floriade - another great experience. The 7th International Fission Track Dating Workshop was held in Philadelphia, PA, USA in 1992. Again, more excitement - we got to see the actual porch [with Coke machine] that was the location of filming for "Witness", a film about the Amish starring Harrison Ford and Kelley McGuire. And now we know where Philly cheese comes from.

In 1990, we successfully applied for a Federal Government R&D grant, which allowed us to develop a new generation of stages, as well as software which incorporated image processing. These systems, which are able to detect, characterise and re-locate the tracks left by alpha particles in CR39, were in demand by the radiation protection community and other disciplines. As a result of this new market opening for us, we became involved in some serious trading which resulted in installations in 14 countries by 1997. These activities prevented us from attending ICOG8 in Berkeley in 1994, the 8th International Fission Track Dating Workshop in Ghent in 1996, or ICOG9 in Beijing, China in 1998. But we did make the effort to come back to the fold in February of 2000, when Fission Track 2000 [the 9th International Conference on Fission Track Dating and Thermochronology] took place in Lorne, Victoria, Australia. It was a wonderful experience to be able to catch up with familiar faces from long ago [although some were sadly missed]. It also brought home to us again how lucky we are here in Australia, when it comes to our environment and places of natural beauty – it was with great pride that we joined the well-conducted conference tour along the Great Ocean Road and to the Twelve Apostles.

Over the years, we have had the odd bit of acknowledgment or two, such as receiving [among others] the coveted Qantas/Austrade Award for Export Excellence, being featured in major articles in various Australian Federal and State government publications, and getting our name in articles in overseas publications.

Well, where to from here ? Our systems have seen several total design overhauls and enhancements [stage and joystick hardware, software and electronics], and will no doubt see more. As of 2001, Autoscan has a consolidated presence in 20 countries across a broad range of scientific disciplines. The indications are that the technique of Fission Track Dating is not only well established, but on a growth curve and being recognised as a standard technique. After years of world-wide economic stagnation which have left their bitter mark on most areas of science [except the glamour areas of the International Space Station and the Human Genome Project], governments around the globe seem to be beginning to come to the realisation that without science and education, there is no future. In a world of instant gratification, the realities are beginning to dawn. Let us hope that this is the start of a new and lasting awareness, not a brief flicker of alertness followed by a relapse into deep sleep.

Our approach to our clients has been to encourage both positive and negative feedback, and to make appropriate changes to our product where necessary. From the feedback received, we know that the fission track community holds our company in high regard for the quality of its product and its after-sales service. The pricing of the product is the one element of our business which is sometimes questioned [as is the case with any product at any price]. The reality is that whoever said : "You get what you pay for" was quite right. We attempt to provide the best possible solution to the challenges faced by our clients at the best possible end price. But a commercial organisation cannot endure by selling its products at a loss. Doing this means doing a disservice not only to itself, but to the market: better products can only be generated by viable companies. Our history of 22 years of service to the fission track dating community attests to the fact that we are in this for the long haul.

In closing, I would like to thank Raymond Jonckheere for the opportunity to tell our story, and to our team at Autoscan, which includes Ian Larsen [our General Manager], Garey Laken [Technical Director], and our large and dedicated team of staff, contractors, external consultants and suppliers too numerous to mention, for getting us to where we are and keeping us there. Without a skilled, experienced, and harmoniously operating crew a ship is just so much flotsam in the water. And finally but most importantly, special thanks go to you, the users of our systems, for supporting us over the years. Without the scientific guidance we have had from all quarters of the fission track community to date, we would not be where we are today. Happy tracking.

Length measurement, annealing and kinetic models: are we still out to lunch[1] ?

Tony Hurford

Department of Geological Science, University College London
Gower Street, London WC1E 6BT, UK
Email: t.hurford@ucl.ac.uk

Some 20 years ago, Paul Green and I argued the case for standardisation of fission-track age measurement and calibration. After protracted and sometimes heated debate, the majority of workers in the fission-track game adopted a unified approach which has worked successfully for more than a decade [1,2]. The zeta calibration of Fleischer and Hart [3], together with the use of age standards, has given us all a common, if imperfect, baseline from which to work. Consensus in age calibration is one reason why the fission-track method has prospered, has found application in diverse areas of geoscience, and has given many of us research grants and jobs. The other reason is the realisation that fission-track age means little without the means to decipher the thermal record which it represents: track lengths must be measured. And interpreted. "*Aye, there's the rub"* - as Shakespeare put it [4]. To be blunt, do we really know what we are doing when we measure and interpret our data and promulgate our answers in terms of denudation amounts, sediment fluxes, basin inversion, tectonic movement, hydrocarbon maturity ..... ? Conversations with colleagues, certain articles in recent issues of *On Track*, and some presentations at FT 2000 in Lorne, shout two things very loudly to me: firstly we have no effective standardisation of track length measurement; and secondly many of us are using interpretative approaches which are inappropriate to our methodology. Kerry Hegarty [5] rightly bemoaned the wasted opportunity of Lorne in that having got to the verge of admitting the problem, we "**walked off to lunch**".

Let us try and tease out some of the aspects where problems exist, and then search for some practical steps which we can take together. I don't claim these thoughts as necessarily original and whilst *de facto* they are aimed at apatite, they should be equally applicable to zircon and titanite.

Our effort in interpreting and giving geological sense to our data revolves around three basic elements:

• measurement and quantification of fission track annealing;

• description of fission track annealing [not the same as understanding it];

• use of the annealing description within a geological timescale.

Few of us have measured fission track annealing systematically; even fewer are able to formulate an algorithm to best describe annealing, or to write our own programme which uses that algorithm to predict the probable age and length. **But nonetheless almost all of us use such descriptions and programmes in geological applications**, and thereby hangs the problem of suitability and compatibility. Taking a northbound number 73 London bus from UCL to go to Trafalgar Square just because it is big and red and full of people could be foolish without checking its appropriateness: a 73 goes to Oxford Street not Trafalgar Square, and northbound is the wrong direction anyway. Similarly, how appropriate are the published measurements and descriptions of annealing to our own specific laboratories and techniques? Were the annealing data determined with identical revelation, observation, measurement, data selection and bias criteria as we use on our samples? Almost certainly not. As Geoff Laslett has underlined, to use the Laslett et al. [1987] [6] model generally for all apatite samples is flawed [he called it bad science]. Not only will the experimental parameters of the original annealing runs [7] and subsequent sample analysis in London or Tübingen or Arizona or wherever differ, but that annealing study was on an apatite of one composition [Durango], whilst we work daily with samples of differing compositions. And we have all learnt the *credo* that apatite annealing is dependant on composition.

So how do we respond? Usually by ignoring the problem - but knowing that we should do better, but being uncertain exactly how. It is unreasonable and impractical to consider that each of us establish our own set of annealing data on apatites of differing composition: it's long and painstaking work and few have risen [or been able to rise] to the challenge. Funding **is a problem** for most university-based groups where methodological work is frequently subordinated to geoscience applications, more likely to secure funding and personnel.

Similarly few workers have routine access to a electron probe to determine the composition of **all** the apatite grains analysed; sometimes one or two samples are measured in a study and the compositions assumed to be similar for other grains. Etch pit size can act as a proxy to composition [8], with Cl [or OH] rich apatites giving bigger pits. Infra-red spectra have also been suggested as indicative of composition [9]. But then assuming we have determined the composition of apatites from a North Sea borehole sandstone [or wherever], what do we do with our results? Data from apatites with compositions outside a defined range could be excluded from a sample set, perhaps to give a closer approximation to the Durango-annealing data used in Laslett et al. [1987]; but this results in a part, perhaps a key part, of the thermal history record being discarded.

Geotrack are different because they have made a major commitment of resources over many years to derive a multi-compositional annealing model which, so they tell us, has answered many of the questions most of the rest of us only whisper about. Yes, their model does remain unpublished but Geotrack is a commercial organisation whose daily bread comes from their efforts without the subsidy from, or liability to, the public purse enjoyed or endured by most of us. Conversely the rules of free and

[1] A case of *discussus interruptus* perhaps ?

open scientific publication advocate full accessible justification of cited theory and methodology. Geotrack's claimed success in deriving a deeper kinetic understanding should spur on other efforts to similar or parallel studies.

A notable dataset has been reported in the trilogy of papers published by Ray Donelick, Rich Ketcham and Bill Carlson which included a vast array of annealing results on apatites with a wide spread of compositions, a description of annealing and a predictive model using that description [10-12]. Experimental procedure was especially well controlled in these experiments and other influences considered. I suspect that most fission-track workers read at least part of these detailed papers, were highly impressed, but again thought *"how can I use these studies to improve work in my own laboratory?".*

We have similarly undertaken a large number of apatite annealing studies in London, in experiments headed by Jocelyn Barbarand and Andy Carter [13,14]. Rex Galbraith is formulating our annealing algorithm and, in time, we'll seek to patch that into our favoured predictive model, Kerry Gallagher's MonteTrax [15]. Details of these studies are in press and we aim to present some key findings in subsequent issues of *On Track*.

Since composition is seen as the all-important factor, let's consider one aspect briefly. Figure 1a shows the mean track lengths [MTL] measured for 13 apatites of differing composition annealed together at 320°C for 10h. A spread of MTL values is found, with a systematic decrease correlating with a decrease in chlorine content. However, 6 samples show no chlorine present in probe analysis and yet, exhibit a wide range of MTLs indicating differential annealing. Electron microprobe analysis using wavelength dispersive systems [WDS] has a detection limit of about 0.009 apfu [0.03 wt.%, 300 ppm] for chlorine [16] - some argue 200 ppm. Analysis of those 6 apatites using wet chemistry with a detection limit of ~16 ppm reveals a definite correlation between chlorine and track length [Figure 1b]. So chlorine appears to continue to exert an important influence at the sub-300 ppm level, below the limits detectable by electron probe - which gives us the problem of how to determine chlorine routinely in such common fluor-apatites. This is not to exclude the possible effects caused by other substitutions: REEs especially are commonly cited in discussions over beer.

Such detail in annealing response is detected by very precise [and hopefully accurate] probe and wet chemistry analyses, and the measurement of a relatively small number of fission-track lengths. The subdivision of a fission-track dataset into bins determined by small differences in measured chemistry means that some data subsets can be very small. Three questions leap out. Firstly, what are the precision and accuracy of these fission-track measurements? Secondly, are these uncertainties factored into subsequent operations such as annealing algorithms and predictive thermal history modelling? And thirdly, given the level of these uncertainties, what robust comparison of data is there at the inter- and intra-laboratory analysis levels?

We've already noted the necessity for similar, ideally identical, techniques on project samples and on annealing calibration experiments. Distinct differences in length distributions also result according to whether TINTs or TINCLEs or a mixture are measured in a sample [10-12,17] this problem is exacerbated with higher levels annealing where

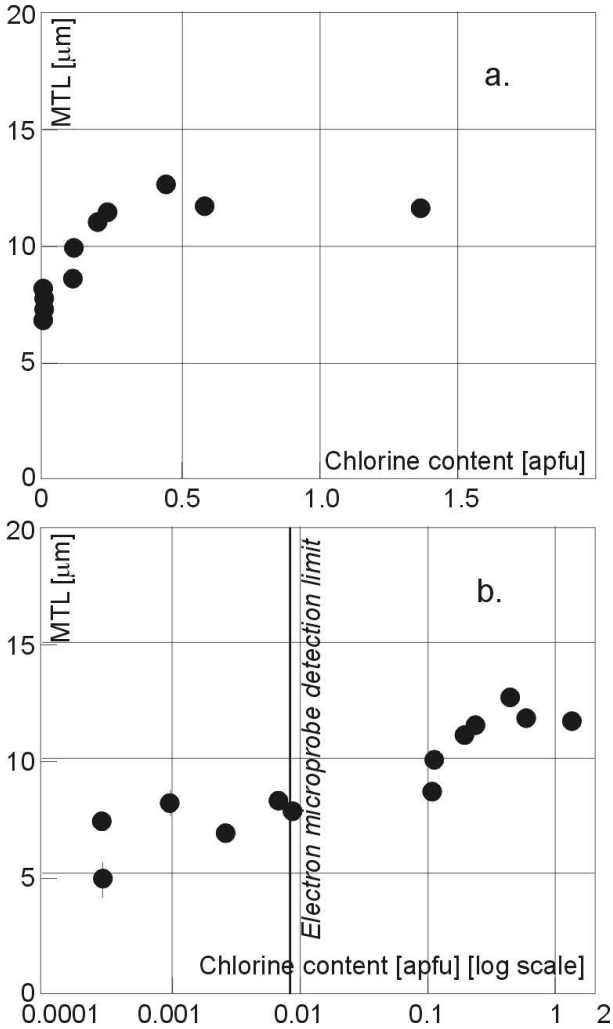

Figure 1. Comparison of measured mean track length for apatites of differing chlorine contents measures by [1.] electron microprobe and][b.] wet chemistry

there is a dependence of length on angle of the track to the c-axis. Di Seward and colleagues reported in the last *On Track* variation in results from etch times and operators. We have found similar differences between analysts: Figure 2 shows the length distributions measured by 5 people using identical observation conditions on a single fluor-apatite sample containing induced tracks annealed for 10h at 320°C. Both MTLs and length distributions show substantial variation which is a direct consequence of angular distribution bias: longer tracks parallel to the c-crystallographic axis are more readily identified and measured. Observers A, B, C and E found bimodal distributions with differing modes and spreads. Observer D found a unimodal distribution with very few short tracks at high angles to the c-axis.

These variations come from five experienced observers using the same microscope on the same sample. Add to this inter-laboratory differences in etching, dry *vs*. oil observation, total magnification, TINTs *vs*. TINCLEs, absolute calibration of length measurement, use of ^{252}Cf tracks to enhance confined track length numbers, consideration of track angle, cut-off point for short tracks ..... Are any two fission-track workers doing things the same way? Almost certainly not. Dare I pose this question: could the

variation introduced by differences in methodology approach the scale of differences resulting from compositionally-controlled annealing? So, potentially, we have two areas of variation instead of just one! Rather than cry into our pinot noir, or abandon the Axioplan in favour of the rejuvenated upstart [U-Th]/He, let us look at what we can do to advance the fission-track method which without a doubt can provide unique and valuable data for geoscience.

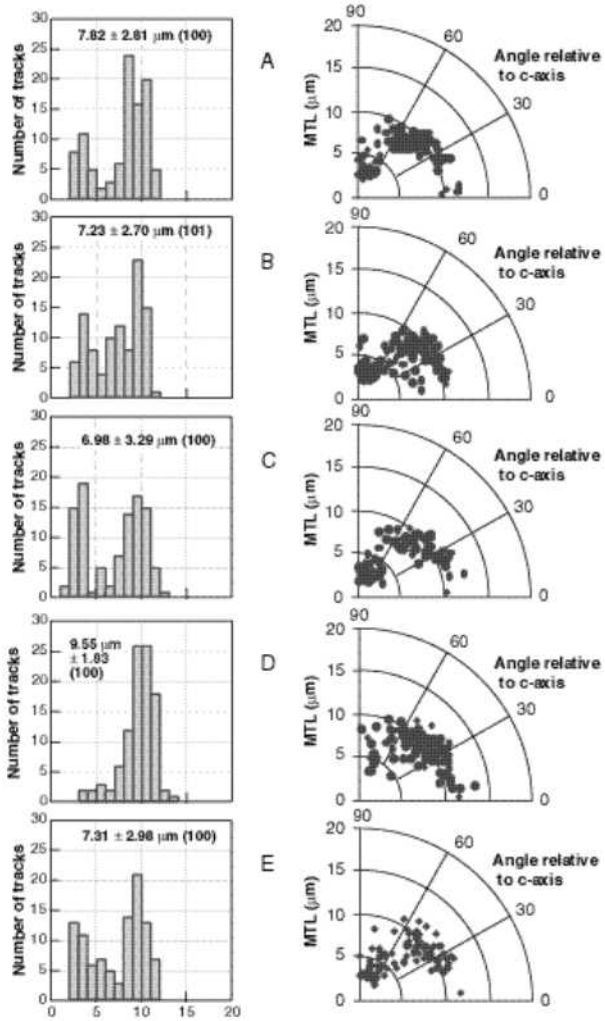

Figure 2. Comparison of measurements by five analysts upon a single apatite sample containing induced tracks annealed at 320 °C for 10h.

Most science, ours included, is an iterative process whereby we erect an hypothesis, however imprecise, and try to improve or replace it through testing, experimentation and discussion. It is not reasonable to suggest that until the model is perfected, nobody should measure a thermal history nor publish a fission-track paper nor yet complete their thesis. We are where we are. Without doubt we must improve our basic hypothesis: that means our annealing data, the annealing description, how we use that description both in terms of routine sample composition measurement and predictive modelling of thermal history. But in addition we must safeguard the results we are producing now against ill-defined or unrecognised uncertainty introduced by methodological differences and compositionally-controlled annealing differences. Are throw-away lines like *"the samples have broadly similar compositions to Durango apatite"* really sufficient to justify application of the Laslett et al. 1987 model?

A kinetic description of annealing behaviour for apatites of different composition is in the public domain [10-12], with our London studies en route; somehow we need to relate and calibrate these studies to our individual analysis methods in our own laboratories. We also need to formulate a more honest, more robust assessment of the uncertainties involved in the way we make track length measurements, which may mean bigger errors.

Zeta, as formulated for fission-track age analysis, includes factors for physical constants, reactor calibration, and personal methodology: I agree with Günther Wagner and Peter Van den haute [18] that deconvolution of zeta into the physical bits and a procedural factor Q should be a definite aim of the fission track community. There is obviously some sort of similar procedural factor for length analysis - let's call it L_Q for now, and it's a pretty complex beast involving all of the factors that I've mentioned above.

Here's a practical suggestion for a first step towards establishing a measure of inter-laboratory comparison, and defining our own L_Q: let each of us measure for ourselves, using our own methods and criteria, a few specific track-length distributions in the same samples. This isn't original but builds on the Loaded Dog experiment devised in Melbourne some years ago.

Suppose three c-axis parallel slices of an apatite crystal are distributed to each active laboratory for polishing, etching and measurement in their preferred way. Each slice would have been totally annealed and irradiated to induce a reasonable track density.

• Slice 1 could contain full-length induced tracks: this would represent the base-line for comparison of the most easily measured parameter.

• Slice 2 could contain induced tracks reduced to ~10 µm: this would test the level of angular bias in measurement.

• Slice 3 could contain a bimodal mixture of full-length and shortened tracks [double irradiation]: this would test for any sampling bias toward longer lengths.

Track densities might also be measured in each slice and the relation to lengths noted. There would be no right or wrong answers [who would dare claim absolute truth?], but we could measure the overall dispersion of values and each of us could assess our relative position. Anonymity would be kept throughout. A crucial factor is that such a study would permit direct comparison with annealing datasets: each worker could compare their results with those on an identical sample obtained by analysts who had published annealing data [i.e. Ray Donelick, the forthcoming London results, and possibly Geotrack].

Preparation of material for such a comparison would a major task, requiring large, reasonably homogeneous crystals. A large volume of apatite crystals separated from a single sample might be an acceptable alternative. Irradiation of large apatite masses will produce high activities. This is very much a first "back-of-the-envelope" attempt at defining areas of variation which might be usefully tested, but which keep within reasonable limits of material and manpower. Clearly apatites with a variety of compositions

should be similarly compared, but this could be viewed as a second stage.

I would be pleased hear and circulate your comments, alternative ideas and constructive criticisms - contact me as above. Further, the London Group would be willing to undertake the preparation work for such a first inter-laboratory study and to co-ordinate / be a repository for the results.

Perhaps, as Kerry Hegarty said, we did miss a valuable opportunity at Lorne. Or perhaps we should be more positive and consider that Lorne represents to length analysis what the Pisa conference was to age calibration: a forum to raise awareness and focus all our minds about problems which we prefer not to face. Sure, there are major issues of annealing algorithms and predictive modelling still to address. But let's start with things we can achieve fairly readily and evaluate our analytical comparability.

I thank Andy Carter, Jocelyn Barbarand and Andy Gleadow for comments on and contributions to these thoughts - but accept full responsibility for any errors and omissions.

References

[1] Hurford A.J. [1990]. Chemical Geology [Isotope Geoscience Section], 80, 171-178.

[2] Hurford A.J. [1998] In: Advances in Fission Track Geochronology, [eds. Van den haute & De Corte], Kluwer Academic Publishers, 19-32.

[3] Fleischer R.L. and Hart H.R. [1972] In: Calibration of Hominoid Evolution [eds. Bishop, Miller & Cole], Scottish Academic Press, 135-170.

[4] Shakespeare W. [1601] Hamlet - Prince of Denmark, Act 3, Scene 1.

[5] Hegarty K. [2000] On Track 10/1, 17-20.

[6] Laslett et al. [1987] Chemical Geology [Isotope Geoscience Section], 65, 1-13.

[7] Green et al. [1986] Chemical Geology [Isotope Geoscience Section], 59, 237-253.

[8] Donelick R.A. [1993] Nuclear Tracks and Radiation Measurements, 21, 604.

[9] Siddall R. and Hurford A.J. [1998] Chemical Geology [Isotope Geoscience Section], 150, 181-190.

[10] Carlson W.D. et al. [1999] American Mineralogist, 84, 1213-1223.

[11] Donelick R.A. et al. [1999] American Mineralogist, 84, 1224-1234.

[12] Ketcham R.A. et al. [1999] American Mineralogist, 84, 1235-1255.

[13] Hurford A.J. et al. [2000] Geological Society of Australia Abstracts, 58, 175-176.

[14] Barbarand J. et al. Chemical Geology [in press].

[15] Gallagher K. [1995] Earth and Planetary Science Letters 136, 421-435.

[16] Seifert W. et al. [2000] Lithos, 53, 81-100.

[17] Jonckheere R.C. and Wagner G.A. [2000] American Mineralogist, 85, 1744-1753.

[18] Wagner G.A. and Van den haute P. [1992] Fission-track Dating. Kluwer Academic Publishers, Dordecht.

An introduction to data handling with **TRACKKEY 4.1.** Additional parameters

István Dunkl [1,2]

[1] Institut für Geologie und Paläontologie, Universität Tübingen, Sigwartstrasse 10, D-72076 Tübingen, Germany,
[2] Laboratory for Geochemical Research, Budaörsi út 45, H-1112 Budapest, Hungary

Introduction

TRACKKEY 4.1 provides a system for handling data from fission-track analyses with the external detector method. Its principal features will published in the near future [Dunkl, in press]. However, space limitations in the Computers and Geosciences Journal have prevented us from presenting the system in detail, and since submission of the manuscript [1999] several new modules have been added.

During routine microscopic observations we register three kinds of data for the individual crystals: spontaneous and induced track counts and the measured area. For simple samples this is sufficient, but in the case of provenance studies or multi-compositional apatites from igneous rocks, additional information may be of great importance, for example chlorine content or D_{par}, but also microscopic observations: shape, colour, zoning … etc. In these pages I present examples of samples containing different crystal populations and give some advice on the use of TRACKKEY version 4.1 for grouping.

Thanks to the numerous answers to my questionnaire concerning the computer settings used I was able to decide several things. The most important consequences are that the main window is larger, but that TRACKKEY 4.x runs only on monitors with 1024x768 pixels resolution or more. It has been compiled under 32 bits. Thus, it does not run under Windows 3.x but it can open and save long file names [it must be stressed that the use of extremely long names is discouraged].

Data Input

There are nine fields for including additional information on the dated crystals [Figure 1]. The **CHLORINE**, **FLUORINE**, **D_{par}** and **LENGTH** fields are strictly numeric. The **SHAPE**, **COLOUR** and **ZONING** records can contain only one character. The content of the **SHAPE** record is coded **E**, **S**, **A** and **R** to denote euhedral, subhedral, anhedral and rounded crystals. The aim of this restriction is to simplify data selection and grouping, in particular in merged files. The **GOODNESS** and **COMMENT** fields can contain both numeric and text data.

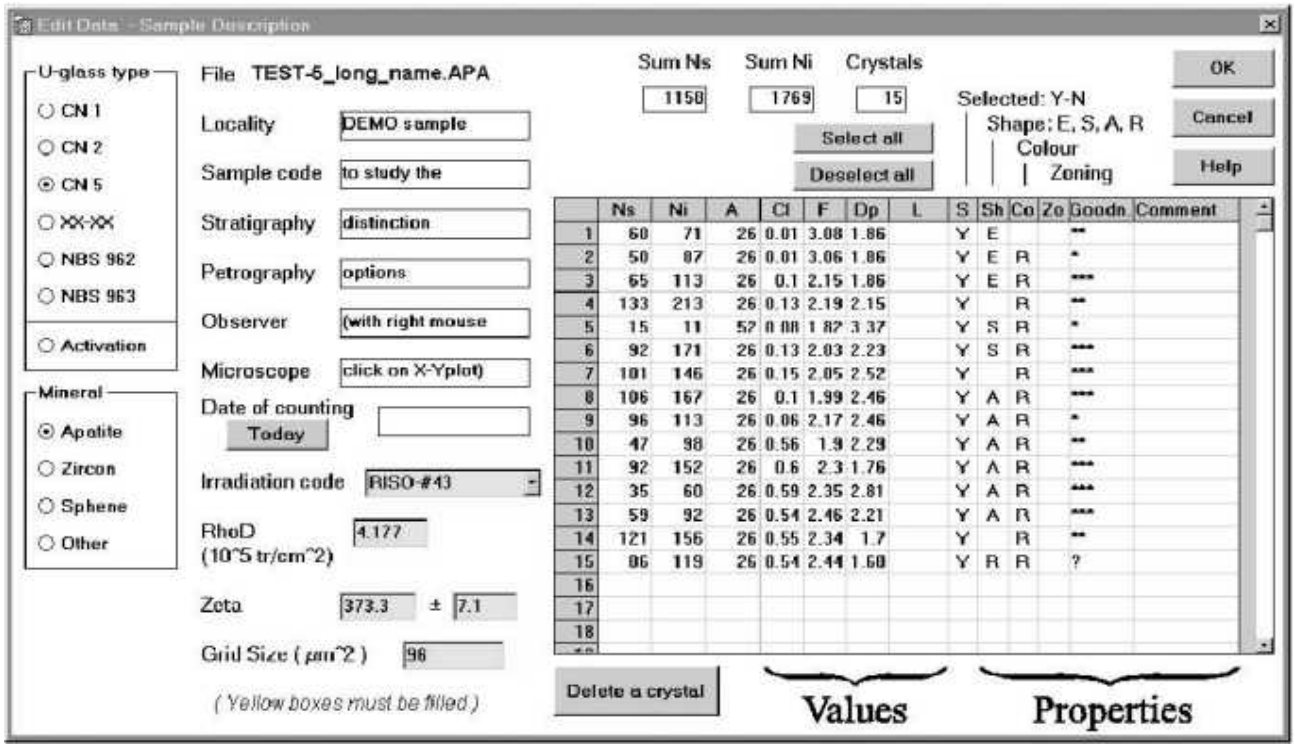

Figure 1. The extended EDIT DATA window. There are nine additional fields to store chemical composition and characteristic microscopic features besides N_S, N_I and Area.

Apart from the limitations of the **SHAPE** record, these nine fields can be used freely to register any kind of measured parameters. There is a further option: the selection-deselection toggle switch for the individual crystal data is also in this window [Figure 1].

The record of an individual grain [Figure 2] is displayed by a left mouse click on the data points in the X-Y plot of the **MAIN WINDOW**. A rapid check can throw light on why some data points are outliers [low counts, extreme composition or D_{par}, or comments made during microscopic observation].

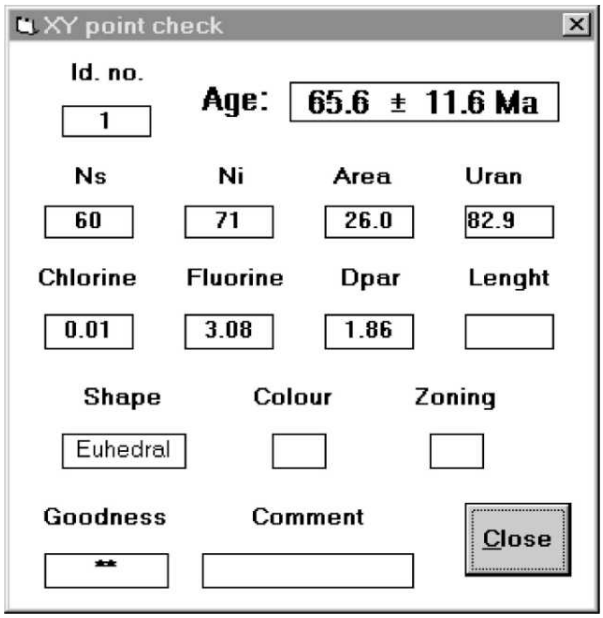

The criteria for distinguishing grain populations can be selected in the **X-Y PLOT OPTION** window: right mouse click on the X-Y plot in the **MAIN WINDOW** [Figure 3]. At the left, the usercan select the horizontal and vertical axes, at the right are the criteria for distinguishing grain populations. The **SYMBOLS ACCORDING TO VALUES** option splits the population in subpopulations at given cut-off values; the numerical parameters can be used for this. Sometimes splitting according to uranium content results in interesting grouping. Splitting according to the counted surface area can reflect errors in track counting or track registration in hard rocks but it can also have significance relating to provenance in detrital sediments.

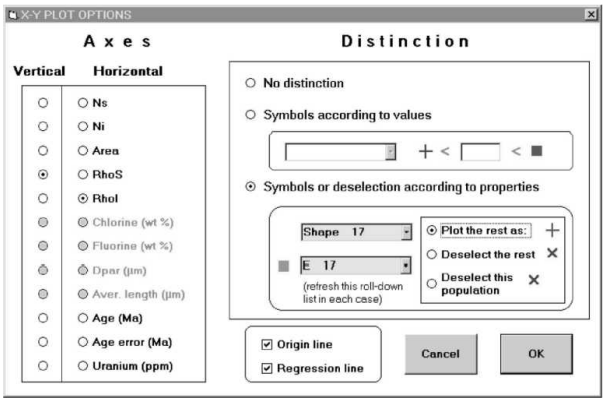

Figure 3. [above] The X-Y PLOT OPTIONS window. The disabled (grey) fields at the left indicate that such values are not present in this file. The distinction and deselection is also controlled from here; in case of deselection the plots will be redrawn and the statistical values recalculated.

Figure 2. [left] The X-Y POINT CHECK window displays all registered data of a crystal.

The **SYMBOLS AND DESELECTION ACCORDING TO PROPERTIES** option allows grouping of grains according to the text records. The upper drop-down list shows which property data are available, and for how many grains [Figure 4A]. The lower drop-down list presents the categories, both the restricted one about the shape and the user-defined text remarks [Figure 4B and 4C, respectively]. In addition to distinguishing subpopulations, deselection is also controlled from here. In case of deselection, the plots are redrawn and the statistical values are recalculated.

Figure 4. A part of the X-Y PLOT OPTIONS window. The selection for a distinctive plotting or rejection can be performed according to text data. (A): Number of unique values grouped by properties; (B) and (C): the lower roll-down list shows what kind of categories are registered and how many crystals fall into these categories (E, S, A and R characters representing euhedral, subhedral, ahedral and rounded grains, respectively).

EXAMPLE I

Figure 3 shows how the distinction is made on a sandstone sample which contains 17 euhedral zircon grains. These are plotted as squares in the MAIN WINDOW and the distinction is also indicated in its lower left corner [Figure 5]. The radial plot and the X-Y plot present a remarkable separation of the euhedral and the rounded zircon populations. It is also clear, that outside the ca. 50 Ma group of euhedral grains, there is a single euhedral crystal with a rather old age. How do we calculate the age for the younger euhedral population?

1] Right click on the X-Y plot and DESELECT THE REST option will leave only the euhedral grains.

2] X-Y POINT CHECK [left click on the old grain] shows that this outlier is the 45th grain.

3] A left click on the statistical data shows the data table. A double click on the SELECTED record of the 45th grain will deselect it.

Only the young euhedral grains are now still selected. The window shows the following results: 16 grains; central age: 53±3 Ma; chi-square probability: 80%. Thus, we can assume that this population derived from a single, probably volcanic source.

EXAMPLE II

An exceptional, but natural, sample, shows the scope of grouping according to numeric values such as chlorine, fluorine and uranium content. It is from a Triassic dike with many endogenous, igneous inclusions. The apatites are euhedral and columnar in the matrix and big and rounded in the inclusions. Microprobe analyses showed that their Cl and F contents are also different. Figure 6A indicates, that the Cl rich and Cl poor grain populations give similar central ages [192±17 and 198±18 Ma]. This implies that, although the samples underwent rejuvenation, the expected drift is not observable. Figures 6B and 6C carry a kind of petrogenetic meaning. Not only the Cl-content but also the U-content allows a clear distinction [Figure 6B]. Almost all Cl-rich crystals have a low U-content. The squares represent euhedral grains, the X-symbols rounded, anhedral ones. It is obvious from the plot, that not all the Cl-rich grains have euhedral shape. It is also possible to make a separation by the F-content [in this case splitting at F=2 wt.%]. It is noticeable from the plots that there is a grain that is at the same time rounded, Cl-rich, F-poor and U-rich. It belongs to neither of the two well-defined groups and represents a petrogenetic link between the two immiscible magmas.

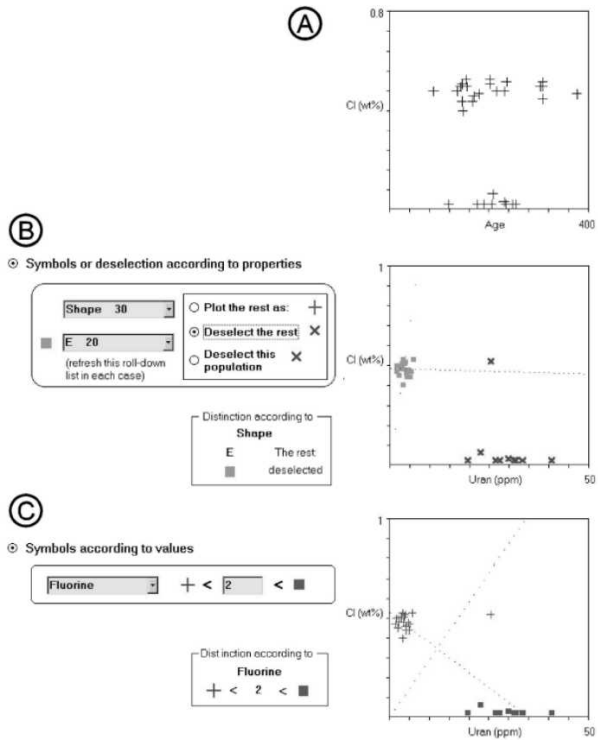

Figure 6. Multi-parameter evaluation of a composite sample. This figure is composed of extracted parts of the X-Y PLOT OPTIONS window (at the left, showing how the selection was made) and the X-Y plots are extracted from the MAIN WINDOW, to present how the separation looks like.

The distinct populations are also plotted in the DXF export file [MENU: FILE / EXPORT / DXF FILE], which can be imported as a vector graphic by nearly all drawing programs.

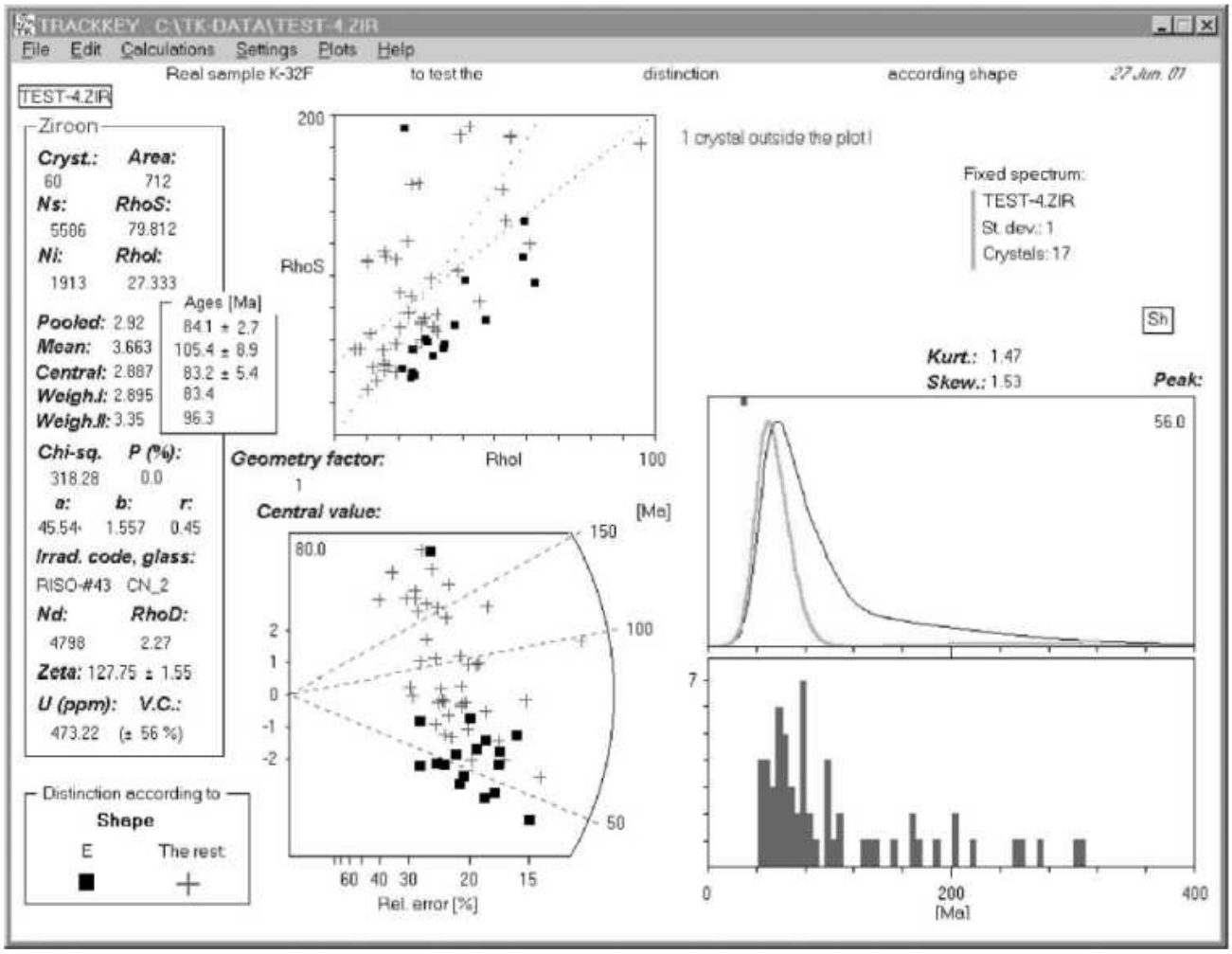

Figure 5. The euhedral grains are shown as squares in the MAIN WINDOW. The criterion used for the separation is in the bottom left corner of the window.

ADDITIONAL NEW FEATURES

The MAIN WINDOW indicates what kind of additional information is linked to the crystal data. The Sh symbol on the right side of Figure 5 indicate that this file contains data on shape. The existence of chlorine, fluorine, etc. data are also indicated here.

Several trackers use the external surface of the zircons for spontaneous track counting using a geometry factor of 1 instead of the 0.5 value [Gleadow, 1981]. This value can be modified at the SETTINGS menu and when it is not equal to 0.5 it is indicated in the MAIN WINDOW [see Figure 5, beside the χ^2-test] and also all age and zeta calculating windows and prints.

SOFTWARE AVAILABILITY

The program needs several DLL files which are not parts of the Windows operation system. Thus, each computer needs an installation procedure once. New versions of the EXE-file of the program can be run without reinstallation, only the old version of the executable should be replaced by the new one.

The set-up kit, a short instruction file for installation [READ_ME_TK_4.1.TXT] and the synthetic and natural example files used above [placed in the TK-DATA directory] are available on the IAMG anonymous ftp-site [http://www.iamg.org/] and from my web site [http://www.uni-tuebingen.de/geo/gpi/ag-frisch/mitarbeiter/dunkl/index.html]. It would be practical to send me an e-mail when you download. I can then inform TRACKKEY users about updates. The program is freeware but I would request that you cite the Computers and Geosciences paper.

ACKNOWLEDGEMENTS

I have received useful comments and suggestions from the Tübingen fission track group, in particular from Balázs Székely. Many thanks.

REFERENCES

Dunkl I. [in press]. TRACKKEY: a Windows program for calculation and graphical presentation of fission track data. Computers and Geosciences, 28 [2].

Gleadow A.J.W. [1981]. Fission-track dating methods: What are the real alternatives? Nuclear Tracks, 5, 3-14.

CADIZ 2002

WORKSHOP ANNOUNCEMENT

Fission track analysis: theory and applications

UNIVERSITY OF CÁDIZ, 2002

General information

This workshop follows three meetings in 1997 (Bologna), 1998 (Florence), and 1999 (Chatillon). Cádiz (Spain) was proposed for the next meeting and dates were changed from 2001 to 2002 with the intention of holding the workshop between the 2000 Lorne meeting and the next international conference in 2004.

Dates

The provisional schedule is ***4 to 7 June 2002***. The final schedule will depend on the number of participants and presentations. A first circular will be sent via email by mid summer with information concerning the venue, registration fees, accommodation, publication of abstracts, deadlines, travel, … etc.

Excursions and other activities

A one-day field trip to the Ronda peridotite massif is programmed. The Ronda massif is situated 100 km west of Cádiz in the Betic internal zones, and is one of the most extreme examples of exhumation of mantle material from depths of probably more than 100 km to the surface. The field trip will probably take place on of June 5 or 6, in the middle of the workshop, thus giving the participants the opportunity to talk and exchange ideas in a more relaxed environment rather than in between presentations.

A visit to one of the many sherry wineries in the area will be organized for the participants and accompanying persons.

Publication

We are presently in negotiation with the Geological Society of Spain concerning the publication of extended abstracts in a new journal of the Society, called GEOTEMAS, which is dedicated to the publication of meeting proceedings. More information will be provided in the first circular.

Information

For any information or suggestions send an email to Luis Barbero (*luis.barbero@uca.es*)

Fission-Track Papers

The following is a list of recent and soon-to-be published fission track papers that were submitted by the authors for inclusion in this issue of On Track. With 278 entries, the list is extensive but still far from complete. It may however serve as a starting point for compiling a 'complete' list of fission-track papers. We would all agree that such a list has practical use as a reference to what is happening in fission-tracks or in your study area. This cannot be achieved without everyone's active co-operation. So, if you have or know of a paper that you would like to see listed in this section, please send the complete reference or a photocopy of the first page to the editor. We are also interested in non-fission-track papers that may be of interest to the fission-track community.

1998

Arne D.C., Zentilli M., Grist A. and Collins M. [1998]. Constraints on the timing of thrusting during the Eurekan orogeny, Canadian Arctic Archipelago: an integrated approach to thermal history analysis. Canadian Journal of Earth Sciences, Volume 35, Issue 1, 30-38.

Azdimousa A., Bourgois J., Poupeau G. and Montigny R. [1998]. Thermal history of the Ketama massif (Morocco): constraints from K/Ar analyses and fission track thermochronology. Comptes Rendus de l'Académie des Sciences Series IIA, Volume 326, Issue 12, 847-853.

Balestrieri M.-L., Bigazzi G., Bouska V., Labrin E., Hadler Neto J.C., Kitada N., Osioro A.M., Poupeau G., Wadatsumi K. and Zuniga A. [1998]. Potential glass age standards for fission-track dating: an overview. In: Advances in Fission-Track Geochronology (P. Van den haute and F. De Corte, eds.), Kluwer Academic Publishers, Dordrecht, 287-304.

Baxter K., Hill, K.C. and Cooper, G.T. [1998]. Quantitative modelling of the Jurassic-Holocene subsidence history of the Vulcan Sub-basin, North West Shelf: constraints on lithosphere evolution during continental breakup. Australian Journal of Earth Sciences, Volume 45, 143-154.

Belton D.X., Brown R.W. and Gleadow A.J.W. [1998]. Modelling fractured landscapes: a solution to the paradox of tectonic stability and synchronous denudation. Journal of African Earth Sciences, Volume 27, 24-25.

Blythe A.E. and Kleinspehn K.L. [1998]. Tectonically versus climatically driven Cenozoic exhumation of the Eurasian plate margin, Svalbard: fission track analyses. Tectonics, Volume 17, Issue 4, 621-639.

Blythe A.E., Bird J.M. and Omar G.I. [1998]. Constraints on the cooling history of the central Brooks Range, Alaska, from fission-track and 40Ar/39Ar analyses. In: Architecture of the Central Brooks Range Fold and Thrust Belt, Arctic Alaska: Boulder, Colorado (J.S. Oldow and H.G. Avé Lallemant, eds.), Geological Society of America Special Paper 324, 163-177.

Bojar A.-V., Neubauer F. and Fritz H. [1998]. Cretaceous to Cenozoic thermal evolution of the southwestern South Carpathians: evidence from fission-track thermochronology. Tectonophysics, Volume 297, Issues 1-4, 229-249.

Bonetti R., Guglielmetti A., Malerba F., Migliorini E., Oddone M. and Bird R. [1998]. Age determination of obsidian source samples from North Queensland and New South Wales, Australia. In: Advances in Fission-Track Geochronology (P. Van den haute and F. De Corte, eds.), Kluwer Academic Publishers, Dordrecht, 305-312.

Bonetti R., Di Cesare P., Guglielmetti A., Malerba F., Migliorini E., Oddone M., Bird J.R., Torrence R., Bultitude R.J. [1998]. Fission track dating of obsidian source samples from the Willaumez Peninsula, Papua New Guinea and eastern Australia. Record of the Australian Museum, Volume 50, 277.

Bouillin J.-P., Poupeau G., Tricart P., Bigot-Cormier F., Mascle G., Torelli L., Compagnoni R., Mascle J., Pècher A., Peis D., Rekhiss F. and Rolfo F. [1998]. Premières données thermo-chronologiques sur les socles sarde et kabylo-péloritain submergés dans le canal de Sardaigne (Méditerranée occidentale). Comptes Rendus de L'Académie des Sciences, Series IIA: Earth and Planetary Science, Volume 326, Issue 8, 561-566.

Bowen D.Q., Pillans B., Sykes G.A., Beu A.G., Edwards A. R., Kamp P.J.J. and Hull A.G. [1998]. Amino acid geochronology of Pleistocene marine sediments in the Wanganui Basin: a New Zealand framework for correlation and dating. Journal of the Geological Society, Volume 155, Issue 3, 439-446.

Bray R., Green P.F. and Duddy I.R. [1998]. Multiple heating episodes in the Wessex Basin: implications for geological evolution and hydrocarbon generation. In: Development, Evolution and Petroleum Geology of the Wessex Basin (J. R. Underhill, Ed.) . Geological Society, London, Special Publications, Volume 133, 199-213.

Burg J.-P., Nievergelt P., Oberli F., Seward D., Davy P., Maurin J.-C., Diao Z. and Meier M. [1998]. The Namche Barwa syntaxis: evidence for exhumation related to compressional crustal folding. Journal of Asian Earth Sciences, Volume 16, Issues 2-3, 239-252.

Carpéna J. [1998]. Uranium-235 fission track annealing in minerals of the apatite group: an experimental study. In: Advances in Fission-Track Geochronology (P. Van den haute and F. De Corte, eds.), Kluwer Academic Publishers, Dordrecht, 81-92.

Clift P.D., Carter A. and Hurford A.J. [1998]. The erosional and uplift history of NE Atlantic passive margins: constraints on a passing plume. Journal of the Geological Society, Volume 155, Issue 5, 787-800.

Cooper G.T., O'Sullivan P.B., Sherwood N. and Hill K.C. [1998]. Assessing maturity and organic oxidation through the integration of Fluorescence Alteration of Multiple Macerals (FAMM) and apatite fission track thermochronology (AFTT). Petroleum Exploration Society of Australia Journal, Volume 26, 159-168.

Corrigan J., Cervany P.F., Donelick R. and Bergman S.C. [1998]. Postorogenic denudation along the late Paleozoic Ouachita trend, south central United States of America: magnitude and timing constraints from apatite fission track data. Tectonics, Volume 17, Issue 4, 587-603.

Coughlin T.J., O'Sullivan P.B., Kohn B.P.and Holcombe R. J. [1998]. Apatite fission-track thermochronology of the Sierras Pampeanas, central western Argentina: Implications for the mechanism of plateau uplift in the Andes. Geology, Volume 26, Issue 11, 999-1002.

Cox S.J.D., Kohn B.P. and Gleadow A.J.W. [1998]. From fission tracks to fault blocks: an approach to visualising tectonics in the Snowy Mountains. In: Mineral systems and the crust-upper mantle of southeast Australia (D.M. Finlayson and L.E.A. Jones, eds.). Australian Geological Survey Organisation Record 1998/2, 44-47.

Coyle D.A. and Wagner G.A. [1998]. Positioning the titanite fission-track partial annealing zone. Chemical Geology, Volume 149, Issues 1-2, 117-125.

De Corte F., Bellemans F., Van den haute P., Ingelbrecht C. and Nicholl C. [1998]. A new U-doped glass certified by the European Comission for the calibration of Fission-Track Dating. In: Advances in Fission-Track Geochronology (P. Van den haute and F. De Corte, eds.), Kluwer Academic Publishers, Dordrecht, 67-78.

Dorighel O., Poupeau G., Bellot-Gurlet L. and Labrin E. [1998]. Fission track dating and provenience of archaeological obsidian artefacts in Colombia and Ecuador. In: Advances in Fission-Track Geochronology (P. Van den haute and F. De Corte, eds.), Kluwer Academic Publishers, Dordrecht, 313-324.

Duddy I.R., Green P.F., Hegarty K.A., Bray R.J. and O'Brien G.W. [1998]. Dating and duration of hot fluid flow events determined using AFTA® and vitrinite reflectance-based thermal history reconstruction. In: Dating and duration of fluid flow and fluid-rock interaction (J. Parnell, Ed.). Geological Society of London Special Publications, Volume 144, 41-51.

Duncan W.I., Green P.F. and Duddy I.R. [1998]. Source rock burial history and seal effectiveness: Key facets to understanding hydrocarbon exploration potential in the East and Central Irish Sea Basins, AAPG Bulletin, Volume 82, 1401-1415.

Dunkl I., Grasemann B. and Frisch W. [1998]. Thermal effects of exhumation of a metamorphic core complex on hanging wall syn-rift sediments: an example from the Rechnitz Window, Eastern Alps. Tectonophysics, Volume 297, Issues 1-4, 31-50.

El Imrani A., Zine El Abidine H., Poupeau G., Limouri M. and Essaîd A. [1998]. Inverse modelling of thermal histories with apatite fission tracks, Comptes Rendus de L'Académie des Sciences, Series IIA: Earth and Planetary Science, Volume 327, Issue 3, 161-166.

Espizua L.E. and Bigazzi G. [1998]. Fission-track dating of the Punta de Vacas glaciation in the Río Mendoza valley, Argentina, Quaternary Science Reviews, Volume 17, Issue 8, 755-760.

Farley K.A., House M.A. and Kohn B.P. [1998]. Laboratory and natural diffusivity calibrations for apatite (U-Th)/He thermochronometry. Mineralogical Magazine, Volume 62A, 436-437.

Foster D.A., Gray D.R., Kwak T.A. and Bucher M. [1998]. Chronology and tectonic framework of turbidite hosted gold deposits in the western Lachlan Fold Belt, Victoria: ^{40}Ar-^{39}Ar results. Ore Geology Reviews, Volume 13, 229 -250.

Fuegenschuh B., Froitzheim N. and Boillot G. [1998]. Cooling history of granulite samples from the ocean-continent transition of the Galicia margin: implications for rifting, Terra Nova, Volume 10, Issue 2, 96-100.

Galbraith R.F. [1998]. The trouble with probability density plots of fission track ages, Radiation Measurements, Volume 29, Issue 2, 125-131.

Gallagher K., Brown R.W. and Johnson C. [1998]. Fission track analysis and its applications to geological problems. Annual Review of Earth and Planetary Sciences, Volume 326, 519-572.

Giles M.R. and Indrelid S.L. [1998]. Devining burial and thermal histories from indicator data: application and limitations. In: Advances in Fission-Track Geochronology (P. Van den haute and F. De Corte, eds.), Kluwer Academic Publishers, Dordrecht, 115-150.

Gleadow A.J.W., Kohn B.P., O'Sullivan P.B., Brown R.W. and Gallagher K. [1998]. Fission track modelling and the thermotectonic evolution of southeastern Australia. In: Mineral systems and the crust-upper mantle of southeast Australia (D.M. Finlayson and L.E.A. Jones, eds.),. Australian Geological Survey Organisation Record 1998 /2, 78-79.

Gray D.R, Foster D.A., Gray C., Cull J. and Gibson G. [1998]. Lithospheric structure of the southeast Australian Lachlan Fold Belt along the Victorian Global Geoscience Transect. International Geology Review, Volume 40, 1088-1117.

Gunnell Y. [1998]. Passive margin uplifts and their influence on climatic change and weathering patterns of tropical shield regions, Global and Planetary Change, Volume 18, Issues 1-2, 47-57.

Gunnell Y. [1998]. Present, past and potential denudation rates: is there a link? Tentative evidence from fission-track data, river sediment loads and terrain analysis in the South Indian shield. Geomorphology, Volume 25, Issues 1-2, 135-153.

Hagstrum J.T., Swanson D.A. and Snee L.W. [1998]. Paleomagnetism of the Miocene intrusive suite of Kidd Creek: Timing of deformation in the Cascade arc, southern Washington. Journal of Geophysical Research B: Solid Earth, Volume 103, Issue B9, 21047-21056.

Harman R., Gallagher K., Brown R., Raza A. and Bizzi L. [1998]. Accelerated denudation and tectonic/geomorphic reactivation of the cratons of northeastern Brazil during the Late Cretaceous. Journal of Geophysical Research B: Solid Earth, Volume 103, Issue 11, 27091-27105.

Hartley M.J., Foster D.A., Gray D.R. and Kohn B.P. [1998]. ^{40}Ar-^{39}Ar and apatite fission track thermochronology of the Broken Hill Inlier. Australian Geological Survey Organisation Record 1998/25, 46-49.

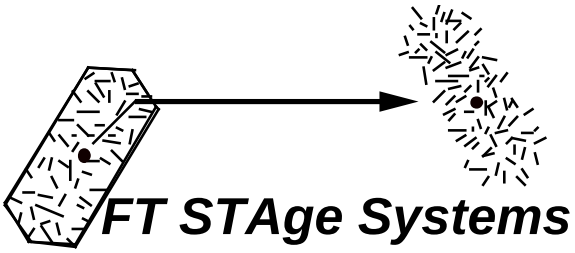

Automated microscope stage systems greatly increase operator productivity by automating tedious aspects of microscope work. Since their introduction, our systems have been adopted by far more fission track laboratories than any other system.

Outstanding Hardware:

Our stage systems are based on a highly-reliable, high-precision Kinetek™ computer-automated microscope scanning stage. Several hundred Kinetek stages are currently in operation, mainly in the demanding microelectronics and biotechnology industries. Compatible with almost any brand of microscope. Use of this popular, general purpose stage significantly reduces the system cost. System also includes a high-quality Calcomp™ 12x12" digitizing tablet. Assembly to full operational status generally requires only a few days.

Outstanding Software:

Software is a complete, highly sophisticated Apple Macintosh program developed with careful attention to all aspects of microscope work. Fully integrates track counting, track length measurement, slide scanning, and file management functions. Moves precisely from grain to mica print in 3 seconds. Very user friendly.

Innovative, Highly-Intuitive Stage Control System:

Stage is driven primarily with the digitizing tablet cursor rather than a joystick. For example, to center a grain or track, just superimpose the cursor on it, push a button, and the stage automatically centers it. This avoids tedious manual centering via the joystick. Most software commands are driven from the cursor buttons, which are easily distinguished by feel, so there is no need to look away from the eyepieces to the computer screen or keyboard.

Fission Track Laboratories Using the System
(year installed; *adapted to a non-Kinetek stage)

- Stanford University, Stanford, California (1991)
- University of California, Santa Barbara, California (1992)
- ARCO Exploration and Production Technology, Plano, Texas (1992). Moved to University of Minnesota, Minneapolis, Minnesota, in 1999.
- Universität Bremen, Bremen, Germany (1993)
- E.T.H., Zürich, Switzerland (1993*)
- Kent State University, Kent, Ohio (1993)
- University of Wyoming, Laramie, Wyoming (1993)
- University of Arizona, Tucson, Arizona (1993)
- Max-Planck-Institut, Heidelberg, Germany (1993*)
- Union College, Schenectady, New York (1994)
- Monash University, Melbourne, Australia (1994*). Moved to University of Melbourne in 1999.
- La Trobe University, Melbourne, Australia (two systems, 1994*). Moved to University of Melbourne in 1999.
- University of Pennsylvania, Philadelphia, Pennsylvania (1995)
- Universität Tübingen, Tübingen, Germany (1995)
- Universidad Central de Venezuela, Caracas, Venezuela (1995)
- Brigham Young University, Provo, Utah (1995)
- Central Research Institute of the Electric Power Industry, Chiba, Japan (1995)
- Universität Salzburg, Salzburg, Austria (1996)
- University of Southern California, Los Angeles, California (1996)
- E.T.H., Zürich, Switzerland (second system, 1996*)
- Geologisk Centralinstitut, Copenhagen, Denmark (1996*)
- University of Waikato, Hamilton, New Zealand (1996*)
- Università di Bologna, Bologna, Italy (1997)
- Centro di Studio di Geologia dell'Appenno e delle Catene Perimediterranee, Florence, Italy (1997)
- University of Wyoming, Laramie, Wyoming (second system, 1997)
- Universität Potsdam, Potsdam, Germany (1997)
- Seoul National University, Seoul, Korea (1998)
- E.T.H., Zürich, Switzerland (third system, 1998)
- Universität Basel, Basel, Switzerland (1998)
- University of Florida, Gainesville, Florida (1998)
- Université Paris-XI, Paris, France (1998)
- Universität Graz, Graz, Austria (1998)
- Göteborgs Universitet, Göteborg, Sweden (1999)
- Universidad de Cádiz, Cádiz, Spain (1999)
- Universite Montpellier II, Montpellier, France (1999)
- Kurukshetra University, Kurukshetra, India (1999)
- Universität Tübingen, Tübingen, Germany, (second system, 1999)
- California State University, Fullerton, California (2000)
- Geoforschungszentrum, Potsdam, Germany (2000)
- Polish Academy of Sciences, Krakow, Poland (2000)

Further Information:

An early version of the system is described in a paper in Nuclear Tracks and Radiation Measurements, vol. 21, p. 575-580, Oct. 1993 (1992 Philadelphia Fission Track Workshop volume). For detailed information please contact: Dr. Trevor Dumitru, 4100 Campana Drive, Palo Alto, California 94306, U.S.A., telephone (auto-switching voice and fax line): 1-650-725-6155.

Heizler M.T. and Harrison T.M. [1998]. The thermal history of the New York basement determined from $^{40}Ar/^{39}Ar$ K-feldspar studies. Journal of Geophysical Research B: Solid Earth, Volume 103, Issue 12, 29795-29814.

Henderson R.A. [1998]. Eustatic and palaeoenvironmental assessment of the mid-Cretaceous Bathurst Island Group of the Money Shoals Platform, northern Australia, Palaeogeography, Palaeoclimatology, Palaeoecology, Volume 138, Issues 1-4, 115-138.

Hurford A.J. [1998]. Zeta: the ultimate solution to fission-track analysis calibration or just an interim measure. In: Advances in Fission-Track Geochronology (P. Van den haute and F. De Corte, eds.), Kluwer Academic Publishers, Dordrecht, 19-32.

Igli H., Miellou J.-C., Chambaudet A. and Rebetez M. [1998]. Mathematical convection methodology using Bertagnolli and Laslett fission track annealing laws. In: Advances in Fission-Track Geochronology (P. Van den haute and F. De Corte, eds.), Kluwer Academic Publishers, Dordrecht, 93-98.

Iwano H. and Danhara H. [1998]. A re-investigation of the geometry factors for fission-track dating of apatite, sphene and zircon. In: Advances in Fission-Track Geochronology (P. Van den haute and F. De Corte, eds.), Kluwer Academic Publishers, Dordrecht, 47-66.

Jacobs J. and Thomas R.J. [1998]. Pan-African rejuvenation of the ca. 1.1 Ga Natal Metamorphic Province (South Africa): K-Ar muscovite and titanite fission track evidence. Journal of African Earth Sciences, Volume 26, Issue 2.

Jonckheere R. and Van den haute P. [1998]. On the frequency distributions per unit area of the dimensions of fission tracks revealed in an internal and external mineral surface and in the surface of an external detector, Radiation Measurements, Volume 29, Issue 2, 135-143.

Kohn B.P., O'Sullivan P.B., Mitchell M.M., Gleadow A.J.W. and Hill S.M. [1998]. Phanerozoic thermotectonic history of the southwestern Tasman Line-Willyama Inliers region. In: Mineral systems and the crust-upper mantle of southeast Australia (D.M. Finlayson and L.E. Jones, eds.),. Australian Geological Survey Organisation Record 1998/2, 111-114.

Kowallis B.J., Swisher C.C. III, Carranza-Castañeda, Miller W.E. and Tingey D.G. [1998]. Preliminary radiometric dates in selected Late Tertiary vertebrate faunas from Mexico: Avances en Investigación, Paleontología de vertebrados, Universidad Autonoma del Estado de Hidalgo, Publicación Especial 1, 103-108.

Kowallis B.J., Swisher C.C. III, Carranza-Castañeda, Miller W.E. and Tingey D.G. [1998]. Fission-track and single-crystal $^{40}Ar/^{39}Ar$ laser-fusion ages from volcanic ash layers in fossil-bearing Pliocene sediments in central Mexico: Revista Mexicana de Ciencias Geológicas, Volume 15, 157-160.

Larson S.A. and Tullborg E.-L. [1998]. Why Baltic Shield zircons yield late Paleozoic, lower-intercept ages on U-Pb concordia. Geology, Volume 26, Issue 10, 919-922.

Leland J., Reid M.R., Burbank D.W., Finkel R. and Caffee M. [1998]. Incision and differential bedrock uplift along the Indus River near Nanga Parbat, Pakistan Himalaya, from 10Be and 26Al exposure age dating of bedrock straths, Earth and Planetary Science Letters, Volume 154, Issues 1-4, 93-107.

Lev S.M., McLennan S.M., Meyers W.J. and Hanson G.N. [1998]. A petrographic approach for evaluating trace-element mobility in a black shale. Journal of Sedimentary Research, Section A, Volume 68, Issue 5, 970-980.

Lisker F. and Olesch M. [1998]. Cooling and denudation history of western Mary Bird Land, Antarctica, based on apatite fission-tracks. In: Advances in Fission-Track Geochronology (P. Van den haute and F. De Corte, eds.), Kluwer Academic Publishers, Dordrecht, 225-240.

Martin S., Bigazzi G., Zattin M., Viola G. and Balestrieri M.L. [1998]. Neogene kinematics of the Giudicarie fault (Central-Eastern Alps, Italy): New apatite fission-track data, Terra Nova, Volume 10, Issue 4, 217-221.

Mazzoli S. and Thomson S.N. [1998]. Assessing the nature of tectonic contacts using fission-track thermochronology: an example from the Calabrian Arc, southern Italy [Thomson 1998] - Discussion and Reply. Terra Nova, Volume 10, 343-346.

Mitchell M.M., Kohn B.P. and Foster D.A. [1998]. Post-orogenic cooling history of eastern South Australia from apatite FT thermochronology. In: Advances in Fission-Track Geochronology (P. Van den haute and F. De Corte, eds.), Kluwer Academic Publishers, Dordrecht, 207-224.

Mortimer N., Herzer R. H., Gans P. B., Parkinson D. L. and Seward D. [1998]. Basement geology from Three Kings Ridge to West Norfolk Ridge, southwest Pacific Ocean: evidence from petrology, geochemistry and isotopic dating of dredge samples, Marine Geology, Volume 148, Issues 3-4, 135-162.

Morwood M.J., O'Sullivan P.B., Aziz F. and Raza A. [1998]. Fission track ages of stone tools and fossils in central Flores, Indonesia. Nature, Volume 392, 173-176.

Moss S., J., Carter A., Baker S. and Hurford A.J. [1998]. A Late Oligocene tectono-volcanic event in East Kalimantan and the implications for tectonics and sedimentation in Borneo. Journal of the Geolgical Society of London, Volume 155, 177-192.

Mount V., Crawford R. and Bergman S.C. [1998]. Regional Structural Style of the Central and Southern Oman Mountains: Jebel Akhdar, Saih Hatat and the Northern Ghaba Basin. GeoArabia, Volume 3, 475-490.

Osadetz K.G., Kohn B.P., O'Sullivan P.B., Feinstein S., Hannigan P.K., Everitt R.A., Gilboy C.F., Bezys R.K. and Stasiuk L.D. [1998]. Thermotectonics of the Williston Basin and environs: variations in heat flow and hydrocarbon generation. In: Eighth International Williston Basin Symposium, Saskatchewan (J.E. Christopher, C.F. Gilboy, D.F. Paterson and S.L. Bend, eds.). Geological Society Special Publication No. 13, 147-165.

O'Sullivan PB. and Brown R.W. [1998]. Effects of crustal cooling on apatite fission-track data: Evidence for Miocene climatic change, North Slope of Alaska. In: Advances in Fission-Track Geochronology (P. Van den haute and F. De Corte, eds.), Kluwer Academic Publishers, Dordrecht, 255-267.

O'Sullivan P.B., Kohn B.P. and Mitchell M.M. [1998]. Phanerozoic reactivation along a fundamental Proterozoic crustal fault, the Darling River Lineament, Australia: constraints from apatite fission track thermochronology, Earth and Planetary Science Letters, Volume 164, Issues 3-4, 451-465.

O'Sullivan P.B., Kohn B.P. and O'Sullivan A.J. [1998]. Cretaceous and Tertiary Thermotectonic Evolution of Tasmania. In: Mineral systems and the crust-upper mantle of southeast Australia (D.M. Finlayson and L.E.A. Jones, eds.). Australian Geological Survey Organisation Record 1998/2, 144-146.

O'Sullivan P.B., Moore T.E. and Murphy J.M. [1998]. Tertiary uplift of the Mt. Doonerak antiform, central Brooks Range, Alaska: Apatite fission track evidence from the Trans-Alaska Crustal Transect. In: Architecture of the Central Brooks Range Fold and Thrust Belt, Arctic Alaska (J. Oldow and H. Avé Lallement, eds.). Geological Society of America Special Paper, 324, 245-259.

O'Sullivan P.B., Morwood M.J., Raza A. and Aziz F. [1998]. *Homo erectus*, glorified chimp or legitimate ancestor? Australasian Science, Volume 19, 28-31.

O'Sullivan P.B., Wallace W.K. and Murphy J.M. [1998]. Fission-track evidence for apparent out-of-sequence Cenozoic deformation along the Philip Smith Mountain front, northeastern Brooks Range, Alaska, Earth and Planetary Science Letters, Volume 164, Issues 3-4, 435-449.

Pereira A.J.S.C., Carter A., Hurford A.J., Neves L.J.P.F. and Godinho M. [1998]. Evidence for the unroofing history of Hercynian granitoids in central Portugal derived from Mesozoic sedimentary zircons. In: Advances in Fission-Track Geochronology (P. Van den haute and F. De Corte, eds.), Kluwer Academic Publishers, Dordrecht, 173-186.

Pillans B. and Kohn B.P. [1998]. The age of Rangitawa Tephra. Geological Society of New Zealand Newsletter 115, 45-52.

Platt J.P., Soto J.-I., Whitehouse M.J., Hurford A.J. and Kelley S.P. [1998]. Thermal evolution, rate of exhumation and tectonic significance of metamorphic rocks from the floor of the Alboran extensional basin, western Mediterranean. Tectonics, Volume 17, Issue 5, 671-689.

Poupeau G., Saddiqi O., Michard A., Goffe B. and Oberhänsli R. [1998]. Late thermal evolution of the Oman Mountains subophiolitic windows apatite fission-track thermochronology. Geology, Volume 26, Issue 12, 1139-1142.

Qiu N. and Wang J. [1998]. The use of free radicals of organic matter to determine paleogeothermal gradient, Organic Geochemistry, Volume 28, Issues 1-2, 77-86.

Rossi P., Guennoc P., Réhault J.-P., Arnaud N., Jakni B., Poupeau G., Tegyey M., Ferrandini J., Sosson M., Beslier V., Rollet N. and Gloaguen R. [1998]. Common occurrence of the Miocene calc-alkaline volcanism along the western Corsican margin (MARCO Cruise), Comptes Rendus de L'Académie des Sciences, Series IIA: Earth and Planetary Science, Volume 327, Issue 6, 369-376.

Rowley E. and White N. [1998]. Inverse modelling of extension and denudation in the East Irish Sea and surrounding areas, Earth and Planetary Science Letters, Volume 161, Issues 1-4, 57-71.

Sachsenhofer R.F., Dunkl I., Hasenhüttl C. and Jelen B. [1998]. Miocene thermal history of the southwestern margin of the Styrian Basin: vitrinite reflectance and fission-track data from the Pohorje/Kozjak area (Slovenia). Tectonophysics, Volume 297, Issues 1-4, 17-29.

Schaefer T. and Olesch M. [1998]. Multiple thermal evolution of Oates Land (Northern Victoria Land, Antarctica): evidence from apatite fission-track analysis. In: Advances in Fission-Track Geochronology (P. Van den haute and F. De Corte, eds.), Kluwer Academic Publishers, Dordrecht, 241-253.

Schmid S.M., Berza T., Diaconescu V., Froitzheim N. and Fügenschuh B. [1998]. Orogen-parallel extension in the Southern Carpathians. Tectonophysics, Volume 297, Issues 1-4, 209-228.

Scott R.J., Foster D.A. and Lister G.S. [1998]. Tectonic implications of rapid cooling of denuded lower plate rocks from the Buckskin-Rawhide metamorphic core complex, west-central Arizona. Geological Society of America Bulletin, Volume 110, 588-614.

Siddall R. and Hurford A.J. [1998]. Semi-quantitative determination of apatite anion composition for fission-track analysis using infra-red microspectroscopy, Chemical Geology, Volume 150, Issues 1-2, 24 181-190.

Sircombe K.N. and Kamp P.J.J. [1998]. The South Westland Basin: seismic stratigraphy, basin geometry and evolution of a foreland basin within the Southern Alps collision zone, New Zealand. Tectonophysics, Volume 300, Issues 1-4, 359-387.

Sosson M., Morillon A.-C., Bourgois J., Féraud G., Poupeau G. and Saint-Marc P. [1998]. Late exhumation stages of the Alpujarride Complex (western Betic Cordilleras, Spain): new thermochronological and structural data on Los Reales and Ojen nappes. Tectonophysics, Volume 285, Issues 3-4, 253-273.

Steckler M.S, Feinstein S., Kohn B.P., Lavier L.L. and Eyal M. [1998]. Pattern of mantle thinning from subsidence and heat flow measurements in the Gulf of Suez: Evidence for the rotation of Sinai and along-strike flow from the Red Sea. Tectonics, Volume 17, 903-920.

Summerfield M.A. and Brown R.W. [1998]. Geomorphic factors in the interpretation of fission-track data. In: Advances in Fission-Track Geochronology (P. Van den haute and F. De Corte, eds.), Kluwer Academic Publishers, Dordrecht, 269-284.

Sutriyono E. [1998]. Cenozoic thermotectonic history of the Sunda Asri basin, southeast Sumatra: new insights from apatite fission track thermochronology. Journal of Asian Earth Sciences, Volume 16, Issues 5-6, 485-500.

Tagami T., Galbraith R.F., Yamada R. and Laslett G.M. [1998]. Revised annealing kinetics of fission tracks in zircon and geological implications. In: Advances in Fission-Track Geochronology (P. Van den haute and F. De Corte, eds.), Kluwer Academic Publishers, Dordrecht, 99-112.

Thomson S.N. [1998]. Assessing the nature of tectonic contacts using fission-track thermochronology: An example

from the Calabrian Arc, southern Italy, Terra Nova, Volume 10, Issue 1, 32-36.

Thomson S.N., Stockhert B. and Brix M.R [1998]. Thermochronology of the high-pressure metamorphic rocks of Crete, Greece: implications for the speed of tectonic processes. Geology, Volume 26, Issue 3, 259-262.

Thomson S.N., Stöckhert B., Rauche H. and Brix M. [1998]. Apatite fission-track thermochronology of the uppermost tectonic unit of Crete. Implications for the post-Eocene tectonic evolution of the Hellenic Subduction System. In: Advances in Fission-Track Geochronology (P. Van den haute and F. De Corte, eds.), Kluwer Academic Publishers, Dordrecht, 187-205.

Van den haute P., De Corte F., Jonckheere R. and Bellemans F. [1998]. The parameters that govern the accuracy of fission-track age determinations: a re-appraisal. In: Advances in Fission-Track Geochronology (P. Van den haute and F. De Corte, eds.), Kluwer Academic Publishers, Dordrecht, 33-46.

Van Der Beek P., Mbede E., Andriessen P. and Delvaux D. [1998]. Denudation history of the Malawi and Rukwa Rift flanks (East African Rift System) from apatite fission track thermochronology. Journal of African Earth Sciences, Volume 26, Issue 3, 363-385.

Vetter J., Ackermann J., Neumann R., Nistor L. and Scholz R. [1998]. High-resolution microscopy of latent tracks induced by high-energy heavy ions. In: Advances in Fission-Track Geochronology (P. Van den haute and F. De Corte, eds.), Kluwer Academic Publishers, Dordrecht, 3-18.

Wang Z.S., Rasbury E.T., Hanson G.N. and Meyers W.J. [1998]. Using the U-Pb system of calcretes to date the time of sedimentation of clastic sedimentary rocks. Geochimica et Cosmochimica Acta, Volume 62, Issue 16, 2823-2835.

Waschbusch P., Batt G. and Beaumont C. [1998]. Subduction zone retreat and recent tectonics of the South Island of New Zealand. Tectonics, Volume 17, Issue 2, 267-284.

Welch A.H. and Lico M.S. [1998]. Factors controlling As and U in shallow ground water, southern Carson Desert, Nevada, Applied Geochemistry, Volume 13, Issue 4, 521-539.

Westgate J.A., Shane P.A.R., Pearce N.J.G., Perkins W.T., Korisettar R., Chesner C.A., Williams M.A.J. and Acharyya S.K. [1998]. All Toba tephra occurrences across peninsular India belong to the 75 000 yr BP eruption, Quaternary Research, Volume 50, Issue 1, 107-112.

Wolf R.A., Farley K.A. and Kass D.M. [1998]. Modeling of the temperature sensitivity of the apatite (U-Th)/He thermochronometer, Chemical Geology, Volume 148, Issues 1-2, 105-114.

Yamada R., Yoshioka T., Watanabe K., Tagami T., Nakamura H., Hashimoto T. and Nishimura S. [1998]. Comparison of experimental techniques to increase the number of measurable confined fission tracks in zircon, Chemical Geology, Volume 149, Issues 1-2, 99-107.

Yin A., Nie S., Craig P., Harrison T.M., Ryerson F.J., Qian Xianglin and Yang Geng [1998]. Late Cenozoic tectonic evolution of the southern Chinese Tian Shan. Tectonics, Volume 17, Issue 1, 1-27.

Zielinski R.A. and Budahn J.R. [1998]. Radionuclides in fly ash and bottom ash: improved characterization based on radiography and low energy gamma-ray spectrometry, Fuel, Volume 77, Issue 4, 259-267.

1999

Balestrieri M.L., Bigazzi G. and Ghezzo C. [1999]. The Transantarctic Mountains: a natural laboratory for apatite fission-track analysis. Results from Italian Antarctic expeditions. Radiation. Measurements, Volume 31, 623-626.

Batt G.E., Kohn B.P., Braun J., McDougall I. and Ireland T. R. [1999]. New insight into the dynamic development of the Southern Alps, New Zealand, from detailed thermochronological investigation of the Mataketake Range pegmatites. In: Exhumation Processes: Normal Faulting, Ductile Flow and Erosion (U. Ring, M.T. Brandon, G.S. Lister and S.D. Willett, eds.). Geological Society, London, Special Publications, 154, 261-282.

Bellot-Gurlet L., Calligaro T., Dorighel O., Dran J.-C., Poupeau G. and Salomon J. [1999]. PIXE analysis and fission track dating of obsidian from South American prehispanic cultures (Colombia, Ecuador), Nuclear Instruments and Methods in Physics Research Section B: Beam Interactions with Materials and Atoms, Volume 150, Issues 1-4, 616-621.

Bernet M., Zattin M., Garver J.I. and Brandon M.T. [1999]. Exhumation of the European Alps revealed through fission-track ages of detrital zircons. Memorie di Scienze Geologiche (in English), 51.

Bertotti G., Seward D., Wijbrans J., ter Voorde M. and Hurford A.J. [1999]. Crustal thermal regime prior to, during and after rifting: A geochronological and modeling study of the Mesozoic South Alpine rifted margin. Tectonics, Volume 18, Issue 2, 185-200.

Bigazzi G., Galbraith R.F. [1999]. Point-counting technique for fission-track dating of tephra glass shards and its relative standard error, Quaternary Research, Volume 51, Issue 1, 67-73.

Bogdanov N.A., Garver J.I., Chekhovich V.D., Palechek T. N., Ledneva G.V., Solov'ev A.V., Kovalenko D.V. [1999]. Stratigraphic and Tectonic Setting of the Olistostromal Flysch Complex, Western Aleutian Basin Coast, Northern Kamchatka Peninsula. Geotectonics, Volume 5, 55-66.

Busetti M., Spadini G., Van der Wateren F.M., Cloetingh S. and Zanolla C. [1999]. Kinematic modelling of the West Antarctic Rift System, Ross Sea, Antarctica, Global and Planetary Change, Volume 23, Issues 1-4, 79-103.

Calmus T., Poupeau G., Bourgois J., Michaud F., Mercier de Lépinay B., Labrin E. and Azdimousa A. [1999]. Late Mesozoic and Cenozoic thermotectonic history of the Mexican Pacific margin (18 to 25°N): new insight from apatite and fission-track analysis of coastal and offshore plutonic rocks. Tectonophysics, Volume 306, Issue 2, 163-182.

Carlson W.D., Donelick R.A. and Ketcham R.A. [1999]. Variability of apatite fission-track annealing kinetics: I.

Experimental results, American Mineralogist, Volume 84, Issue 9, 1213-1223.

Carter A. [1999]. Present status and future avenues of source region discrimination and characterization using fission track analysis, Sedimentary Geology, Volume 124, Issues 1-4, 31-45.

Carter A. and Moss S.J. [1999]. Combined detrital-zircon fission-track and U-Pb dating: A new approach to understanding hinterland evolution. Geology, Volume 27, Issue 3, 235-238.

Cassola Molina E. and Ussami N. [1999]. The geoid in southeastern Brazil and adjacent regions: new constraints on density distribution and thermal state of the lithosphere. Journal of Geodynamics, Volume 28, Issues 4-5, 357-374.

Davidson G. and Miller J.A. [1999]. Towards automated 3D analysis of fission tracks in external mica detectors. Computers and Geosciences, Volume 25, Issue 2, 171-178.

Donelick R.A., Ketcham R.A. and Carlson W.D. [1999]. Variability of apatite fission-track annealing kinetics: II. Crystallographic orientation effects. American Mineralogist, Volume 84, Issue 9, 1224-1234.

Evenchick C.A., Crawford M.L., McNicoll V.J., Currie L.D. and O'Sullivan P.B. [1999]. Early Miocene or younger normal faults and other Tertiary structures in west Nass River map area, northwest British Columbia and adjacent parts of Alaska. Current Research 1999-A. Geological Survey of Canada, 1-11.

Farley K.A., Reiners P.W. and Nenow V. [1999]. An apparatus for high precision in-vacuum noble gas diffusion measurements from minerals. Analytical Chemistry, Volume 71, 2059-2061.

Fitzgerald P.G. [1999] Cretaceous - Cenozoic tectonic evolution of the Antarctic Plate, Terra Antartica Reports No. 3, 109-130, Siena, Italy.

Fitzgerald P.G., Muñoz J.A., Coney P.J. and Baldwin S.L. [1999]. Asymmetric exhumation across the Pyrenean orogen: implications for the tectonic evolution of a collisional orogen. Earth and Planetary Science Letters, Volume 173, Issue 3, 157-170.

Foster D.A. and John B.E. [1999]. Quantifying tectonic exhumation in an extensional orogen with thermochronology: examples from the southern Basin and Range Province. In: Exhumation Processes: Normal Faulting, Ductile Flow and Erosion (U. Ring, M.T. Brandon, G.S. Lister and S. D. Willett, eds.). Geological Society of London, Special Publication, 154, 343-364.

Fugenschuh B., Loprieno A., Ceriani S. and Schmid S.M. [1999]. Structural analysis of the Subbrianconnais and Valais units in the area of Moutiers (Savoy, Western Alps): Paleogeographic and tectonic consequences. International Journal of Earth Sciences, Volume 88, Issue 2, 201-218.

Gallagher K. and Brown R.W. [1999]. Denudation and uplift at passive margins: the record on the Atlantic Margin of southern Africa. Philosophical Transactions of the Royal Society of London A, Volume 357, 835-859.

Gallagher K. and Brown R.W. [1999]. The Mesozoic denudation history of the Atlantic margins of southern Africa and southeast Brazil and the relationship to offshore sedimentation. In: The Oil and Gas Habitats of the South Atlantic (N. Cameron, R. Bate and V. Clure, eds.). Geological Society of London Special Publication, 153, 41-53.

Garver J.I., Soloviev A.V., Kamp P.J.J. and Brandon M.T. [1999]. Detrital zircon fission track thermochronology: practical considerations and examples. Memorie di Scienze Geologiche (in English), Volume 51.

Garver J.I., Brandon M.T., Roden-Tice M. and Kamp P.J.J. [1999]. Erosional denudation determined by fission-track ages of detrital apatite and zircon. In: Exhumation Processes: Normal Faulting, Ductile Flow and Erosion" (U. Ring, M.T. Brandon, S. Willett and G. Lister, eds.). Geological Society of London Special Publication 154, 283-304.

Green P.F., Duddy I.R., Hegarty K.A. and Bray R.J. [1999]. Early Tertiary heat flow along the UK Atlantic margin and adjacent areas. In: Petroleum Geology of North West Europe. Proceedings of the 5th Conference (A.J. Fleet and S.A.R. Boldy, eds.). Geological Society of London, 348-357.

Grün R., Tani A., Gurbanov A., Koshchug D., Williams I. and Braun J. [1999]. A new method for the estimation of cooling and denudation rates using paramagnetic centers in quartz: A case study on the Eldzhurtinskiy Granite, Caucasus. Journal of Geophysical Research B: Solid Earth, Volume 104, Issue 8, 17531-17549.

Hagstrum J.T., Swanson D.A. and Evarts R.C. [1999]. Paleomagnetism of an east-west transect across the Cascade arc in southern Washington: Implications for regional tectonism. Journal of Geophysical Research B: Solid Earth, Volume 104, Issue 6, 12853-12863.

Harman R., Gallagher K., Brown R.W., Raza A. and Bizzi L. [1999]. Accelerated denudation and tectonic/geomorphic reactivation of the cratons of northeastern Brazil during the Late Cretaceous, Journal of Geophysical Research B: Solid Earth, Volume 103, 27091-27105.

Hejl E., Riedl H. and Weingartner H. [1999]. Cretaceous Palaeokarst and Cenozoic Erosion of the North Sporades (Greece): Results from Geomorphological Studies and Fission-Track analysis. Mitteilungen der Oesterreichische Geologische Gesellschaft, Volume 90, 67-82.

Hill S.M. and Kohn B.P. [1999]. Morphotectonic evolution of the Mundi Mundi range front, Broken Hill region, western NSW. In: New Approaches to an Old Continent (G. Taylor and C. Pain, eds.). Proceedings of Regolith '98, 319-334.

Hill K.C. and Raza A. [1999]. Arc-continent collision in Papua Guinea: Constraints from fission track thermochronology. Tectonics, Volume 18, Issue 6, 950-966.

Hoinkes G., Koller F., Rantitsch G., Dachs E., Hock V., Neubauer F. and Schuster R. [1999]. Alpine metamorphism of the Eastern Alps. Schweizerische Mineralogische und Petrographische Mitteilungen, Volume 79, Issue 1, 155-181.

THE ORIGINAL AND THE BEST SOLUTION FOR FISSION TRACK DATING
17 YEARS - 20 COUNTRIES

On-screen images of fission tracks for simplified marking and counting !

(Mark counted tracks with your mouse to avoid double counting).

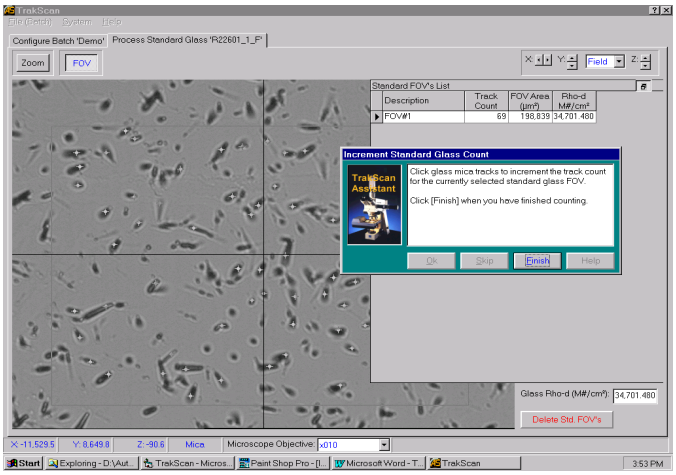

Stereo pair of grain and mica mounts for easy comparison !

(Or instantly toggle between grain and mica images for track comparison in single-mount view).

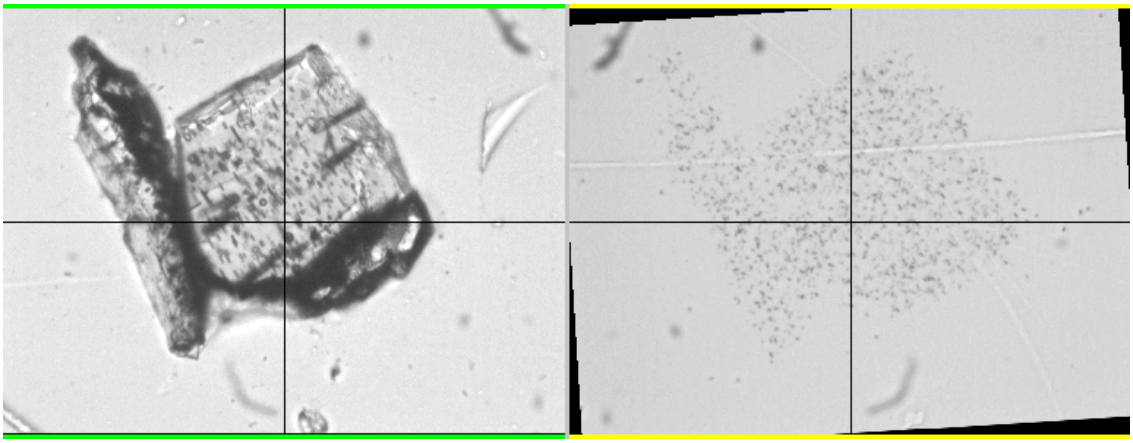

Give your brain a rest ! The latest version of Trackscan automatically flips and rotates the mica image as shown !

Contact us now :

Email : autoscan@autoscan.com.au

Horton B.K. [1999]. Erosional control on the geometry and kinematics of thrust belt development in the central Andes. Tectonics, Volume 18, Issue 6, 1292-1304.

House M.A., Farley K.A. and Kohn B.P. [1999]. An empirical test of helium diffusion in apatite: Borehole data from the Otway Basin, Australia. Earth and Planetary Science Letters, Volume 170, 463-474.

Hurford A.J, Platt J.P. and Carter A. [1999]. Fission-track analysis of samples from the Alboran Sea basement. In: Proceedings ODP, Scientific Results (R. Zahn, M.C. Comas and A. Klaus, eds.). College Station, TX (Ocean Drilling Program) 161, 295-300.

Ibrahim S.A., Whicker F.W., Reuss S.K., Whicker R.D., Chapman P.L. and Krahenbuhl M.P. [1999]. Plutonium excretion in urine of residents living near the rocky flats environmental technology site, Health Physics, Volume 76, Issue 4, 368-379.

Issler D.R, Willett S.D., Beaumont C., Donelick R.A. and Grist A.M. [1999]. Paleotemperature history of two transects across the Western Canada Sedimentary Basin: Constraints from apatite fission track analysis. Bulletin of Canadian Petroleum Geology, Volume 47, 475-486.

Ito H. and Tanaka K. [1999]. Radiometric age determination on some granitic rocks in the Hida Range, central Japan - Remarkable age difference across a fault . Journal of the Geological Society of Japan, Volume 105, 241-246.

Jelinek A.R., Bastos Neto A.C., Lelarge M.L.V. and Soliani Jr. E. [1999]. Apatite fission track dating of fluorite ore veins from Santa Catarina state, Brazil: a complex hydrothermal evolution. Journal of South American Earth Sciences, Volume 12, Issue 4, 367-377.

Johansson L., Samuelsson C. and Holm E. [1999]. Evaluation of the fission track analysis for determination of trace-amounts of 239Pu, Nuclear Instruments and Methods in Physics Research Section A: Accelerators, Spectrometers, Detectors and Associated Equipment, Volume 423, Issues 2-3, 453-460.

Jolivet M., Roger F., Arnaud N., Brunel M., Tapponnier P. and Seward D. [1999]. Exhumation history of the Altun Shan with evidence for the timing of the subduction of the Tarim block beneath the Altyn Tagh system, North Tibet - Histoire de l'exhumation de l'Altun Shan : indications sur l'âge de la subduction du bloc du Tarim sous le système de l'Altyn Tagh (Nord Tibet), Comptes Rendus de L'Académie des Sciences, Series IIA: Earth and Planetary Science, Volume 329, Issue 10, 749-755.

Jonckheere R. and Van den haute P. [1999]. On the frequency distributions per unit area of the projected and etchable lengths of surface-intersecting fission tracks: influences of track revelation, observation and measurement, Radiation Measurements, Volume 30, Issue 2, 155-179.

Kamp P.J.J. [1999]. Tracking crustal processes by FT thermochronology in a forearc high (Hikurangi margin, New Zealand) involving Cretaceous subduction termination and mid-Cenozoic subduction initiation. Tectonophysics, Volume 307, Issues 3-4, 313-343.

Ketcham R.A., Donelick R.A. and Carlson W.D. [1999]. Variability of apatite fission-track annealing kinetics: III. Extrapolation to geological time scales, American Mineralogist, Volume 84, Issue 9, 1235-1255.

Kohn B.P., Gleadow A.J.W. and Cox S.J.D. [1999]. Denudation history of the Snowy Mountains: Constraints from apatite fission track thermochronology. Australian Journal of Earth Sciences, Volume 46, 181-198.

Kohn B.P. and Bishop P. [1999]. Long-term landscape evolution of the southeastern Australian margin: Apatite fission track thermochronology and geomorphology. Australian Journal of Earth Sciences, Volume 46, 155-156.

Lanphere M.A., Champion D.E., Clynne M.A. and Muffler L.J.P. [1999]. Revised age of the Rockland tephra, northern California: Implications for climate and stratigraphic reconstructions in the western United States. Geology, Volume 27, Issue 2, 135-138.

Larson S.A., Tullborg E.-L., Cederbom C. and Stiberg J.-P. [1999]. Sveconorwegian and Caledonian foreland basins in the Baltic Shield revealed by fission-track thermochronology, Terra Nova, Volume 11, Issue 5, 210-215.

Mailloux B.J., Person M., Kelley S., Dunbar N., Cather S., Strayer L. and Hudleston P. [1999]. Tectonic controls on the hydrogeology of the Rio Grande Rift, New Mexico, Water Resources Research, Volume 35, Issue, 2641-2659.

McInnes B.I.A., Farley K.A., Sillitoe R.H. and Kohn B.P. [1999]. Application of apatite (U-Th)/He dating to the determination of the sense and amount of vertical fault displacement at the Chuquicamata Mine, Chile. Economic Geology, Volume 94, 937-948.

Miller J.McL., Gray D.R., Gregory R.T. and Foster D.A. [1999]. Exhumation of a high pressure terrain during convergent margin tectonism, Oman: Structural and geochronological constraints. In: Exhumation Processes, Normal Faulting, Ductile Flow and Erosion (U. Ring, M.T. Brandon, G.S. Lister and S.D. Willett, eds.). Geological Society, London, Special Publications, 154, 241-260.

Miller J.M.G. and John B.E. [1999]. Sedimentation patterns support seismogenic low-angle normal faulting, southeastern California and western Arizona, Bulletin of the Geological Society of America, Volume 111, Issue 9, 1350-1370.

Miller L.E., Dumitru T.A., Brown R.W. and Gans P.B. [1999]. Rapid Miocene slip on the Snake Range–Deep Creek Range fault system, east-central Nevada.. Bulletin of the Geological Society of America, Volume 111 Issue 6, 886–905.

Morwood M.J., Aziz F., O'Sullivan P., Nasruddin E., Hobbs D.R. and Raza, A. [1999]. Archaeological investigations at Boa Leza and Dozi Dali, central Flores, Indonesia. Antiquity, Volume 73, 273-286.

Murphy J.M. and Clough J.G. [1999]. Low-temperature thermal history using fission track dating in three wells in southern Alaska offshore basins: Lower Cook Inlet, Shelikof Strait and Stevenson Trough, Marine Georesources and Geotechnology, Volume 17, Issue 2, 271-281.

Nelson S.T., Davidson J.P., Heizler M.T. and Kowallis B.J. [1999]. Tertiary tectonic history of the southern Andes: the subvolcanic sequence to the Tatara-San Pedro Volcanic Complex, 36ES: Geological Society of America Bulletin, Volume 111, 1387-1404.

Nicolescu S., Cornell D.H. and Bojar A.-V. [1999]. Age and tectonic setting of the Bocsa and Ocna de Fier-Dognecea granodiorites (western South Carpathians, Romania) and contemporaneous skarn genesis. Mineralium Deposita Volume 34/8, 743-753.

O'Brien G.W., Lisk M., Duddy I.R., Hamilton J., Woods P. and Cowley R. [1999]. Plate convergence, foreland development and fault reactivation: primary controls on brine migration, thermal histories and trap breach in the Timor Sea, Australia. Marine and Petroleum Geology, Volume 16, Issue 6, 533-560.

O'Sullivan P.B., Orr M., O'Sullivan A.J. and Gleadow A.J.W. [1999]. Episodic Late Palaeozoic to Recent denudation of the Eastern Highlands of Australia: evidence from the Bogong High Plains, Victoria. Australian Journal of Earth Sciences, Volume 46, 199-216.

O'Sullivan P.B. [1999]. Thermochronology, denudation and variations in paleosurface temperature:a casestudy from the North Slope foreland basin, Alaska. Basin Research, Volume 11, 191-205.

O'Sullivan P.B., Kohn B.P. and Cranfield L. [1999]. Fission track constraints on the Mesozoic to Recent thermotectonic history of the northern New England Orogen, southeastern Queensland. In: New England Orogen (P.G. Flood, ed.). Proceedings of the NEO Conference 1-3 February, 1999, University of New England Press, Armidale, 285-293.

Parnell J., Carey P.F., Green P.F. and Duncan W. [1999]. Hydrocarbon migration history, West of Shetland: Integrated fluid inclusion and fission track studies. In: Petroleum Geology of North West Europe (A.J. Fleet and S.A.R. Boldy, eds.). Proceedings of the 5th Conference. Geological Society, London, 613-625.

Pease V., Foster D.A., O'Sullivan P.B., Wooden J., Argent J. and Fanning C. [1999]. The Northern Sacramento Mountains, Part II: Exhumation history and detachment faulting. In: Continental Tectonics (C. Mac Niocaill and P. Ryan, eds.). Geological Society of London Special Publications, 164, 199-238.

Petmecky S., Meier L., Reiser H. and Littke R. [1999]. High thermal maturity in the Lower Saxony Basin: intrusion or deep burial? Tectonophysics, Volume 304, Issue 4, 317-344.

Priest N.D., Merlo Pich G., Fifield L.K. and Cresswell R.G. [1999]. Accelerator mass spectrometry for the detection of ultra-low levels of plutonium in urine, including that excreted after the ingestion of irish sea sediments, Radiation Research, Volume 152, Issue 6 Supplement, S16-S18.

Rahn M.K. and Grasemann B. [1999]. Fission track and numerical thermal modeling of differential exhumation of the Glarus thrust plane (Switzerland). Earth and Planetary Science Letters, Volume 169, Issues 3-4, 245-259.

Rahn M.K. and Grasemann B. [1999]. Numerical and Monte Trax modeling on fission track data from the Glarus Alps: Thermal and tectonic evolution of a thrust plane during metamorphism and exhumation. Earth Planetary Science Letters, Volume 169, 245-259.

Rahn M.K. and Seward D. [1999] 30 years of FT research in the Central Alps: growth of understanding on how an orogen is exhumed and eroded. Memorie di Scienze geologiche di Padova, Volume 51, 460-463.

Raza A., Brown R.W., Ballance P.F., Hill K.C. and Kamp, P. J.J. [1999]. Thermal history of the Early Miocene Waitemata Basin and adjacent Waipapa Group, North Island, New Zealand. New Zealand Journal of Geology and Geophysics, Volume 42, 469-488.

Reiners P.W. and Farley K.A. [1999]. Helium diffusion and (U-Th)/He thermochronometry of titanite. Geochimica et Cosmochimica Acta, Volume 63, Issue 22, 3845-3859.

Sanders C.A.E., Andriessen P.A.M. and Cloetingh S.A.P.L [1999]. Life cycle of the East Carpathian orogen: Erosion history of a doubly vergent critical wedge assessed by fission track thermochronology. Journal of Geophysical Research B: Solid Earth, Volume 104, Issue 12, 29095-29112.

Sawamura T., Baba S. and Narita M. [1999]. Anisotropic annealing of fission fragments in synthetic quartz, Radiation Measurements, Volume 30, Issue 4, 453-459.

Searle M.P., Noble S.R., Hurford A.J. and Rex D.C. [1999]. Age of crustal melting, emplacement and exhumation history of the Shivling leucogranite, Garhwal Himalaya. Geological Magazine, Volume 136, Issue 5, 513-525.

Seward D., Ford M., Burgisser J., Lickorish H., Williams E. and Meckel, L.D. [1999]. Preliminary results of fission track analyses in the southern Pelvoux area, SE France. Memorie di Scienze geologiche di Padova, Volume 51, 25-31.

Singh A.K., Sengupta D. and Prasad R. [1999]. Radon exhalation rate and uranium estimation in rock samples from Bihar uranium and copper mines using the SSNTD technique, Applied Radiation and Isotopes, Volume 51, Issue 1, 107-113.

Sorkhabi R.B., Stump E., Foland K.A. and Jain A.K. [1999]. Tectonic and cooling history of the Garhwal Higher Himalaya (Bhagirathi valley): Constraints from thermochronological data. In: Geodynamics of the NW Himalaya (A.K. Jain and R.M. Manickavasagam, eds.). Gondwana Research Group Memoir, 6, 217-235.

Sorkhabi R.B., Valdiya K.S. and Arita K., [1999]. Cenozoic uplift of the Himalayan orogen: Chronological and kinematic patterns. In: Geodynamics of the NW Himalaya (A.K. Jain and R.M. Manickavasagam, eds.). Gondwana Research Group Memoir, 6, 189-206.

Steinmann M., Hungerbühler D., Seward D. and Winkler W. [1999]. Neogene tectonic evolution and exhumation of the southern Ecuadorian Andes: a combined stratigraphy and fission-track approach. Tectonophysics, Volume 307, Issues 3-4, 255-276.

Stöckhert B., Brix M.R., Kleinschrodt R., Hurford A.J. and Wirth R. [1999]. Thermochronometry and microstructures of quartz: a comparison with experimental flow

laws and predictions on the temperature of the brittle-plastic transition. Journal of Structural Geology, Volume 21, Issue 3, 351-369.

Sugden D.E., Summerfield M.A., Denton G.H., Wilch T.I., McIntosh W.C., Marchant D.R. and Rutford R.H. [1999]. Landscape development in the Royal Society Range, southern Victoria Land, Antarctica: stability since the mid-Miocene. Geomorphology, Volume 28, Issues 3-4, 181-200.

Tagami T. and Hasebe N. [1999]. Cordilleran-type orogeny and episodic growth of continents: insights from circum-Pacific continental margins. The Island Arc, Volume 8, 206-217.

Thomson K., Green P.F., Whitham A.G., Price S.P. and Underhill J.R. [1999]. New constraints on the thermal history of North-East Greenland from apatite fission-track analysis, Bulletin of the Geological Society of America, Volume 111, Issue 7, 1054-1068.

Thomson K., Underhill J.R., Green P.F., Bray R.J. and Gibson H.J. [1999]. Evidence from apatite fission track analysis for the post-Devonian burial and exhumation history of the northern Highlands, Scotland. Marine and Petroleum Geology, Volume 16, Issue 1, 27-39.

Thomson S.N., Stöckhert B. and Brix M.R. [1999]. Miocene high-pressure metamorphic rocks of Crete: rapid exhumation by buoyant escape. In: Exhumation Processes: Normal Faulting, Ductile Flow and Erosion (U. Ring, M. Brandon, G.S. Lister and S. Willet, eds.). Geological Society of London Special Publication, 154, 87-107.

Thoni M. [1999]. A review of geochronological data from the Eastern Alps. Schweizerische Mineralogische und Petrographische Mitteilungen, Volume 79, Issue 1, 209-230.

Winkler J.E., Kelley S.A. and Bergman S.C. [1999]. Cenozoic denudation of the Wichita Mountains, Oklahoma and southern mid-continent: apatite fission-track thermochronology constraints. Tectonophysics, Volume 305, Issues 1-3, 339-353.

Yamazaki I.M. and Geraldo L.P. [1999]. Automatic counting of fission fragments tracks using the gas permeation technique, Nuclear Instruments and Methods in Physics Research Section A: Accelerators, Spectrometers, Detectors and Associated Equipment, Volume 428, Issues 2-3, 498-501.

2000

Arrowsmith R., Bürgmann R., and Dumitru T. [2000]. Uplift and fault slip rates in the southern San Francisco Bay Area from fission tracks, geomorphology, and geodesy. In: Quaternary Geochronology: Methods and Applications (J.S. Noller, J.M. Sowers and W.R. Lettis, eds.), American Geophysical Union Reference Shelf, Volume 4.

Axen G.J., Grove M., Stockli D.F., Lovera O.M., Rothstein D.A., Fletcher J.M., Farley K.A, and Abbott P.L. [2000]. Thermal evolution of Monte Blanco dome: Late Neogene low-angle normal faulting during Gulf of California rifting and late Eocene denudation of the eastern Peninsular Ranges. Tectonics, Volume 19, Issue 2, 197-212.

Batt G.E., Braun J., Kohn B.P. and McDougall I. [2000]. Thermochronological analysis of the dynamics of the Southern Alps, New Zealand. Geological Society of America Bulletin, Volume 112, 250-266.

Bigazzi G., Bonadonna F., Centamore E., Leone G., Mozzi M., Nisio S. and Zanchetta G. [2000]. New radiometric dating of volcanic ash layers in Periadriatic foredeep basin system, Italy. Palaeogeography, Palaeoclimatology, Palaeoecology, Volume 155, Issues 3-4, 327-340.

Bigot-Cormier F., Poupeau G. and Sosson M. [2000]. Dénudations différentielles du massif cristallin externe alpin de l'Argentera (Sud-Est France) révélées par thermochronologie traces de fission (apatites, zircons) - Differential denudations of the Argentera Alpine external crystalline massif (SE France) revealed by fission track thermochronology (zircons, apatites)., Comptes Rendus de L'Académie des Sciences, Series IIA: Earth and Planetary Science, Volume 330, Issue 5, 363-370.

Brown R.W., Gallagher K., Gleadow A.J.W. and Summerfield M.A. [2000]. Morphotectonic evolution of the South Atlantic margins of Africa and South America. In: Geomorphology and Global Tectonics (M.A. Summerfield, ed.), John Wiley and Sons Ltd., Chichester, 257-283.

Carter A. and Bristow C.S. [2000] Detrital zircon geochronology: enhancing the quality of sedimentary source information through improved methodology and combined U–Pb and fission–track techniques. Basin Research, Volume 12, Issue 1, 47-57.

Carter A., Roques D. and Bristow C.S. [2000]. Denudation history of onshore central Vietnam: constraints on the Cenozoic evolution of the western margin of the South China Sea. Tectonophysics, Volume 322, Issues 3-4, 265-277.

Castellarin A. and Cantelli L. [2000]. Neo-Alpine evolution of the Southern Eastern Alps. Journal of Geodynamics, Volume 30, Issues 1-2, 251-274.

Cockburn H.A.P., Brown R.W., Summerfield M.A. and Seidl M.A. [2000]. Quantifying passive margin denudation and landscape development using a combined fission-track thermochronology and cosmogenic isotope analysis approach. Earth and Planetary Science Letters, Volume 179, Issues 3-4, 429-435.

De Bruijne C.H. and Andriessen P.A.M. [2000]. Interplay of Interplate Tectonics and Surface Processes in the Sierra de Guadarrama (central Spain) Assessed by Apatite Fission Track Analysis. Physics and Chemistry of the Earth, Part A: Solid Earth and Geodesy, Volume 25, Issues 6-7, 555-563.

Dumitru T.A. [2000]. Fission-track geochronology. In: Quaternary Geochronology: Methods and Applications (J.S. Noller, J.M. Sowers and W.R. Lettis, eds.). American Geophysical Union Reference Shelf, Volume 4, 131-156.

Fayon A.K., Peacock S.M., Stump E. and Reynolds S.J. [2000]. Fission track analysis of the footwall of the Catalina detachment fault, Arizona: Tectonic denudation, magmatism and erosion. Journal of Geophysical Research B: Solid Earth, Volume 105, Issue 5, 11047-11062.

Fletcher J.M., Kohn B.P., Gleadow A.J.W. and Foster D.A. [2000]. Heterogeneous Neogene cooling and uplift of the Los Cabos block, southern Baja California: Evidence

from fission track thermochronology. Geology, Volume 28, 107-110.

Fugenschuh B., Mancktelow N. and Seward D. [2000]. Cretaceous to Neogene cooling and exhumation history of the Oetzal-Stubai basement complex, eastern Alps: a structural and fission track study. Tectonics, Volume 19, 905-918.

Garver J.I., Soloviev A.V., Bullen M.E. and Brandon M.T. [2000]. Towards a More Complete Record of Magmatism and Exhumation in Continental Arcs, Using Detrital Fission-Track Thermochrometry. Physics and Chemistry of the Earth, Part A: Solid Earth and Geodesy, Volume 25, Issues 6-7, 565-570.

Gibson H.J. and Stüwe K. [2000] Multiphase cooling and exhumation of the southern Adelaide Fold Belt: constraints from apatite fission track data. Basin Research Volume 12, Issue 1, 31-45.

Gleadow A.J.W. and Brown R.W. [2000]. Fission track thermochronology and the long-term denudational response to tectonics. In: Geomorphology and Global Tectonics (M.A. Summerfield, ed.). John Wiley & Sons Ltd., Chichester, 57-75.

Gögen K. and Wagner G.A. [2000]. Alpha-recoil track dating of Quaternary volcanics. Chemical Geology, Volume 166, Issues 1-2, 127-137.

Guedes S., Hadler J.C., Iunes P.J., Paulo S.R. and Zuñiga A. [2000]. The spontaneous fission decay constant of ^{238}U using SSNTD. Journal of Radioanalytical and Nuclear Chemistry, Volume 245, 441- 442.

Hansen K. [2000]. Tracking thermal history in East Greenland: an overview, Global and Planetary Change, Volume 24, Issues 3-4, 303-309.

Harris R., Kaiser J., Hurford A.J. and Carter A. [2000]. Thermal history of Australian passive margin cover sequences accreted to Timor during Late Neogene arc-continent collision, Indonesia. Journal of Asian Earth Sciences, Volume 18, Issue 1, 47-69.

Hasebe N., Suwargadi B.W. and Nishimura S. [2000] Fission track ages of the Omine Acidic Rocks, Kii Peninsula, Southwest Japan, Geochemical Journal, 34, 229-235.

Hejl E. [2000] Spaltspurenmethode. In: Physikalisch-chemische Untersuchungsmethoden in den Geowissenschaften. Band 1, Mikroskopische, analytische und massenspektrometrische Methoden (M. Pavicevic and G. Amthauer, eds.), Schweizerbart, Stuttgart, 88-96.

House M.A, Farley K.A. and Stockli D.F. [2000]. Helium chronometry of apatite and titanite using Nd-YAG laser heating. Earth and Planetary Science Letters, 183, p. 365-368.

Hutchison C.S., Bergman S.C., Swauger D.A. and Graves J.E. [2000]. A Miocene collisional belt in north Borneo: Uplift mechanism and isostatic adjustment quantified by thermochronology. Journal of the Geological Society, Volume 157, Issue 4, 783-793.

Itoh Y., Amano K. and Danhara T. [2000]. Paleomagnetism, rock magnetism and fission track dating of the Kurihashi Granodiorite in northeast Japan: Evidence for a Cretaceous hydrothermal event and differential rotation along the eastern Eurasian margin. Journal of Geophysical Research B: Solid Earth, Volume 105, Issue 6, 13519-13532.

Jain A.K., Kumar D., Singh S., Kumar A. and Lal N. [2000]. Timing, quantification and tectonic modelling of Pliocene-Quaternary movements in the NW Himalaya: evidence from fission track dating, Earth and Planetary Science Letters, Volume 179, Issues 3-4, 437-451.

Johnson C. and Gallagher K. [2000]. A preliminary Mesozoic and Cenozoic denudation history of the North East Greenland onshore margin, Global and Planetary Change, Volume 24, Issues 3-4, 261-274.

Jonckheere R.C. and Wagner G.A. [2000]. On the thermal stability of fossil and neutron-induced fission-tracks in natural titanite. Nuclear Instruments and Methods in Physics Research Section B: Beam Interactions with Materials and Atoms, Volume 168, Issue 1, 78-87.

Jonckheere R.C. and Wagner G.A. [2000]. On the occurrence of anomalous fission tracks in apatite and titanite. American Mineralogist, Volume 85, 1744-1753.

Kamp P.J.J. [2000]. Thermochronology of the Torlesse accretionary complex, Wellington region, New Zealand. Journal of Geophysical Research B: Solid Earth, Volume 105, Issue 8, 19253-19272.

Kamp P.J.J. and Liddell I.J. [2000]. Thermochronology of northern Murihiku Terrance, New Zealand, derived from apatite FT analysis. Journal of the Geological Society, Volume 157, Issue 2, 345-354.

Ketcham R.A., Donelick R.A. and Donelick M.B. [2000]. AFTSolve: A program for multi-kinetic modeling of apatite fission-track data. Geological Materials Research, Volume 2, Issue 1.

Köppen A. and Carter A. [2000]. Constraints on provenance of the central European Triassic using detrital zircon fission track data, Palaeogeography, Palaeoclimatology, Palaeoecology, Volume 161, Issues 1-2, 193-204.

Layer P.W. [2000]. Argon-40/argon-39 age of the Elgygytgyn impact event, Chukotka, Russia, Meteoritics and Planetary Science, Volume 35, Issue 3, 591-599.

Leech M.L. and Stockli D.F. [2000]. The late exhumation of the ultrahigh pressure Maksyutov Complex, south Ural Mountains, from new fission track data. Tectonics, Volume 19, Issue 1, 153-167

Liu T.-K., Chen Y.-G., Chen W.-S. and Jiang S.-H. [2000]. Rates of cooling and denudation of the Early Penglai Orogeny, Taiwan, as assessed by fission-track constraints. Tectonophysics, Volume 320, Issue 1, 69-82.

Luczaj J.A. and Goldstein R.H. [2000]. Diagenesis of the lower Permian Krider Member, southwest Kansas, U.S. A.: Fluid-inclusion, U-Pb and fission-track evidence for reflux dolomitization during latest Permian time. Journal of Sedimentary Research, Section A: Sedimentary Petrology and Processes, Volume 70, Issue 3, 762-773.

Maresch W.V., Stöckhert B., Baumann A., Kaiser C., Kluge R., Krückhans-Leuder G., Brix M.R. and Thomson, S.N. [2000]. Crustal history and plate tectonic development in the southeast Caribbean. Zeitschrift für Angewandte Geologie, Sonderheft SH1, 283-290.

Marshallsea S.J., Green P.F. and Webb J. [2000]. Thermal History of the Hodgkinson Province and Laura Basin, Far North Queensland: multiple cooling episodes identified from apatite fission track analysis and vitrinite reflectance data. Australian Journal of Earth Sciences, Volume 47, 779-797.

Mathiesen A., Bidstrup T. and Christiansen F.G. [2000]. Denudation and uplift history of the Jameson Land basin, East Greenland constrained from maturity and apatite fission track data. Global and Planetary Change, Volume 24, Issues 3-4, 275-301.

O'Sullivan P.B. [2000] Thermochronology, denudation and variations in palaeosurface temperature: a case study from the North Slope foreland basin, Alaska. Basin Research, Volume 11, Issue 3, 91-204.

O'Sullivan P.B., Belton D.X. and Orr M. [2000]. Post-orogenic thermotectonic history of the Mount Buffalo region, Lachlan Fold Belt, Australia: evidence for Mesozoic to Cenozoic wrench-fault reactivation? Tectonophysics, Volume 317, Issues 1-2, 1-26.

O'Sullivan P.B., Gibson D.L., Kohn B.P., Pillans B. and Pain C.F. [2000]. Long-term landscape evolution of the Northparkes region of the Lachlan Fold Belt, Australia: Constraints from fission track and paleomagnetic data. Journal of Geology, Volume 108, Issue 1, 1-16.

O'Sullivan P.B., Mitchell M.M., O'Sullivan A.J., Kohn B.P. and Gleadow A.J.W. [2000]. Thermotectonic history of the Bassian Rise, Australia: implications for the breakup of eastern Gondwana along Australia's southeastern margins, Earth and Planetary Science Letters, Volume 182, Issue 1, 31-47.

Pearson M.J. and Russell M.A. [2000]. Subsidence and erosion in the Pennine Carboniferous Basin, England: Lithological and thermal constraints on maturity modelling. Journal of the Geological Society, Volume 157, Issue 2, 471-482.

Preece S.J., Westgate J.A., Alloway B.V. and Milner M.W. [2000]. Characterization, identity, distribution and source of late Cenozoic tephra beds in the Klondike district of the Yukon, Canada. Canadian Journal of Earth Sciences, Volume 37, Issue 7, 983-996.

Polyak B.G., Tolstikhin I.N., Kamensky I.L., Yakovlev L.E., Marty B. and Cheshko A.L. [2000]. Helium isotopes, tectonics and heat flow in the Northern Caucasus. Geochimica et Cosmochimica Acta, Volume 64, Issue 11, 1925-1944.

Rasbury E.T., Meyers W.J., Hanson G.N., Goldstein R.H. and Saller A.H. [2000]. Relationship of uranium to petrography of caliche Paleosols with application to precisely dating the time of sedimentation. Journal of Sedimentary Research, Section A: Sedimentary Petrology and Processes, Volume 70, Issue 3, 604-618.

Reiners P.W., Brady R., Farley K.A., Fryxell J.E., Wernicke B. and Lux D. [2000]. Helium and argon thermochronometry of the Gold Butte block, south Virgin Mountains, Nevada. Earth and Planetary Science Letters, Volume 178, Issues 3-4, 315-326.

Roden-Tice M.K., Tice S.J. and Schofield I.S. [2000]. Evidence for differential unroofing in the Adirondack Mountains, New York State, determined by apatite fission-track thermochronology. Journal of Geology, Volume 108, Issue 2, 155-169.

Roger F., Leloup P.H., Jolivet M., Lacassin R., Phan Trong Trinh, Brunel M. and Seward D. [2000]. Long and complex thermal history of the Song Chay metamorphic dome (Northern Vietnam) by multi-system geochronology. Tectonophysics, Volume 321, Issue 4, 449-466.

Sarna-Wojcicki A.M., Pringle M.S. and Wijbrans J. [2000]. New $^{40}Ar/^{39}Ar$ age of the Bishop Tuff from multiple sites and sediment rate calibration for the Matuyama-Brunhes boundary. Journal of Geophysical Research B: Solid Earth, Volume 105, Issue 9, 21,431-21,443.

Sorkhabi R. [2000]. Fission-track analysis of apatites from the Tawi river sands, NW India (Jammu and Kashmir). Himalayan Geology, Volume 21, 201-207.

Spiegel C., Kuhlemann J., Dunkl I., Frisch W., von Eynatten H. and Kadosa B. [2000]. Erosion history of the Central Alps: Evidence from zircon fission track data of the foreland basin sediments. Terra Nova 12/4: 163-170.

Spikings R.A., Seward D., Winkler W. and Ruiz G. [2000]. Low Temperature Thermochronology of the northern Cordillera Real, Ecuador: Tectonic insights from zircon and apatite fission-track analysis. Tectonics, Volume 19, 649-668.

Stockli D.F., Farley K.A. and Dumitru T.A. [2000]. Calibration of the (U-Th)/He thermochronometer on an exhumed normal fault block in the White Mountains, eastern California and western Nevada. Geology, Volume 28, Issue 11, 983–986.

Thomson S.N. and Zeh A. [2000]. Fission-track thermochronology of the Ruhla Crystalline Complex: new constraints on the post-Variscan thermal evolution of the NW Saxo-Bohemian Massif. Tectonophysics, Volume 324, Issues 1-2, 17-35.

Treloar P.J., Rex D.C, Guise P.G., Wheeler J., Hurford, A.J. and Carter, A. [2000]. Geochronological constraints on the evolution of the Nanga Parbat syntaxis, Pakistan Himalaya. In: Tectonics of the Nanga Parbat Syntaxis and the Western Himalaya (M.A Khan, P.J. Treloar, M.P. Searle and M.Q. Jan, eds). Geological Society of London Special Publication, 170, p137-162.

Villa F., Grivet M., Rebetez M., Dubois C., Chambaudet A., Chevarier N., Blondiaux G., Sauvage T. and Toulemonde M. [2000]. Damage morphology of Kr ion tracks in apatite: Dependence on thermal annealing, Nuclear Instruments and Methods in Physics Research Section B: Beam Interactions with Materials and Atoms, Volume 168, Issue 1, 72-77.

Wells M.L., Snee L.W. and Blythe A.E. [2000]. Dating of major normal fault systems using thermochronology: An example from the Raft River detachment, Basin and Range, western United States. Journal of Geophysical Research B: Solid Earth, Volume 105, Issue 7, 16303-16327.

Xu G. and Kamp P.J.J. [2000]. Tectonics and denudation adjacent to the Xianshuihe fault, eastern Tibetan Plateau: Constraints from fission track thermochronology. Journal of Geophysical Research B: Solid Earth, Volume 105, Issue 8, 19231-19251.

Zattin M., Landuzzi A., Picotti V. and Zuffa G.G. [2000]. Discriminating between tectonic and sedimentary burial in a foredeep succession, Northern Apennines. Journal of the Geological Society, Volume 157, Issue 3, 629-633.

2001

Barbarand J. and Pagel M. [2001]. Contrôle de la cicatrisation des traces de fission dans les cristaux d'apatite : le rôle de la composition chimique [Importance of the chemistry to characterise apatite fission-track annealing]. Comptes Rendus de l'Académie des Sciences, Series IIA - Earth and Planetary Science, Volume 332, Issue 4, 259-265.

Barbarand J., Lucazeau F., Pagel M. and Séranne M. [2001]. Burial and exhumation history of the south-eastern Massif Central (France) constrained by apatite fission-track thermochronology, Tectonophysics, Volume 335, Issues 3-4, 275-290.

Blythe A.E., Burbank D.W., Farley K.A. and Fielding E. [in press]. Structural and topographic evolution of the Central Transverse Ranges, California, from apatite fission-track, (U-Th)/He and digital elevation model analyses. Basin Research.

Bogdanoff S., Michard A., Poupeau G. and Mansour M. [in press]. Shortening and uplift of the Argentera massif : evidence of contrasting uplift rates in the Western Alps External Crystalline Massif, Terra Nova.

Boulyga S.F. and Becker J.S. [in press]. Determination of uranium isotopic composition and ^{236}U content in soil samples and hot particles using inductively coupled plasma mass spectrometry. Fresenius Journal of Analytical Chemistry, 370.

Cederbom C. [2001]. Phanerozoic, pre-Cretaceous thermotectonic events in southern Sweden revealed by fission track thermochronology, Earth and Planetary Science Letters, Volume 188, Issues 1-2, 199-209

Delville N., Arnaud N., Montel J. M., Brunel M., and Sobel E. [in press]. Paleozoic to Cenozoic deformation along the Altyn-Tagh Fault in the Altun Shan range, Eastern Qilian Shan, NE Tibet China. In: Paleozoic and Mesozoic tectonic evolution of central and eastern Asia: From continental assembly to intracontinental deformation (M. S. Hendrix and G.A. Davis, eds.), Geological Society of America Memoir 194.

Dumitru T.A, Zhou D., Chang E., Graham S.A., Hendrix M. S., Sobel E.R. and Carroll, A.R. [in press]. Uplift, exhumation, and deformation in the Chinese Tian Shan. In: Paleozoic and Mesozoic tectonic evolution of central and eastern Asia: From continental assembly to intracontinental deformation (M.S. Hendrix and G.A. Davis, eds.) Geological Society of America Memoir 194.

Dumitru T.A. and Hendrix M.S. [in press]. Fission track record of north-vergent Jurassic intracontinental folding and thrusting in southern Mongolia. In: Paleozoic and Mesozoic tectonic evolution of central and eastern Asia: From continental assembly to intracontinental deformation (M.S. Hendrix and G.A. Davis, eds.) Geological Society of America Special Paper.

Fitzgerald P.G. [in press]. Apatite fission track ages associated with the altered igneous intrusive in Beacon Sandstone near the base of CRP-3, Victoria Land Basin, Antarctica. Terra Antartica.

Fitzgerald P.G. [in press]. Tectonics and landscape evolution of the Antarctic plate since Gondwana breakup, with an emphasis on the West Antarctic rift system and the Transantarctic Mountains. Proceedings of the Eighth International Symposium on Antarctic Earth Sciences.

Fleischer R.L. [in press]. Ion Tracks in Intermetallic Compounds. In: Intermetallic Compounds: Principles and Practice, Volume 3 (J.H. Westbrook and R.L. Fleischer, eds.). J. Wiley and Sons, Chichester, United Kingdom.

Garver J.I., Soloviev A.V., Bullen M.E. and Brandon M.T. [In press]. Towards a more complete record of magmatism and exhumation in continental arcs using detrital fission track thermochronometry. Physics and Chemistry of the Earth.

Green P.F., Duddy I.R., Bray R.J, Duncan W.I. and Corcoran D. [in press]. Thermal history reconstruction in the Central Irish Sea Basin. In: Petroleum Exploration of Irelands Offshore Basins (P.M. Shannon, P.M. Haughton and D. Corcoran, eds.). Geological Society of London Special Publications.

Green P.F., Duddy I.R., Hegarty K.A. and Bray R. [in press]. The post-Carboniferous history of Ireland: evidence from Thermal History Reconstruction. Proceedings of the Geologists Association, Volume 111.

Green P.F., Hudson J.D. and Thomson K. [in press]. Thermal history of sediments on the Midland Platform and East Midlands Shelf, Central England: documenting the transition from stable platform to inverted basin. Journal of the Geological Society of London, Volume 157.

Hasebe N., Fukutani A., Sudo M. and Tagami T. [in press] Transition of Quaternary eruptive style in arc-arc collision zone - K-Ar dating of monogenetic and polygenetic volcanoes in Higashi-Izu region, Izu peninsula, central Japan, Bulletin of Vulcanology.

Hasebe N. and Tagami T. [2001]. Exhumation of an accretionary prism - Results from fission track thermochronology of the Shimanto Belt, southwest Japan, Tectonophysics, Volume 331, 247-267.

House M.A., Kohn B.P., Farley K.A. and Raza A. [in press]. Evaluating models for Cenozoic cooling of the Otway Basin, southeastern Australia, using (U-Th)/He and fission track ages in borehole apatites. Tectonophysics.

Lee J., Hacker B.R., Dinklage W.S., Wang Y., Gans P.B., Cal vert A., Blythe A.E. and McClelland W. [in press]. Evolution of the Kangmar Dome, southern Tibet: Structural, petrologic, and thermochronologic constraints. Tectonics.

Jakni B., Poupeau G., Sosson M., Rossi Ph., Ferrandini J. and Guennoc P. [in press]. Cenozoic denudations in Corsica: an analysis from apatite fission-track thermochronology. Comptes Rendus de L'Académie des Sciences, Series IIA: Earth and Planetary Science, Volume 331.

Jonckheere R. and Gögen K. [2001]. A Monte-Carlo calculation of the size distribution of latent alpha-recoil tracks. Nuclear Instruments and Methods B, Volume 183, 347-357.

The new Autoscan Multi-Application Image Analysis System
Featuring AutoScope® Version 2.0 for Windows 95/98/NT/2000

APPLICATIONS :

The **AutoScope®** software, which runs on our new multi-application system, has a wide variety of applications including detection, characterisation and counting of :

- tracks in solid state detectors (eg. alpha particles, radon, fast neutrons, fission tracks)
- inhalable particles (eg. asbestos, dusts)
- biological and botanical objects (eg. pollen, blood cells, sperm, biological tissue cells)
- polluting and/or contaminating entities (eg. pollution of water, milk and other fluids)
- calibration of moisture content measuring equipment by thermal neutron absorption method
- uranium micromapping and ultra low-level uranium analysis

In environmental protection applications, **AutoScope®** is able to automatically detect, characterise and count the tracks left by radioactive alpha particles in **CR39™** plastic. This is useful in personnel radiation badge monitoring and radon detection studies. In the Earth Sciences, alpha track detection in **CR39™** which has been in contact with Zircon, and fission tracks in volcanic and other glasses are two further applications.

STAGE HARDWARE :

AutoScope® works in conjunction with our new **AS3000B** (for upright microscopes) or **AS3000i** (for inverted microscopes) stages and **EL300** electronics controller, and is able to move in sub-micron increments across up to two standard 75 x 25 mm slides, and focus through a distance of 3 mm in increments of 0.1 microns. This package incorporates 3-axis movement (including focus, built integrally into the stage), and is suitable for high magnification work involving frequent refocussing operations. The positional accuracy is ± 0.25 microns, with 2 micron position repeatability. Stage movement control is via our **JS300** 3-axis joystick which allows simultaneous X, Y and focus movement. Our stages can be fitted to most popular optical laboratory microscopes.

SOME FEATURES OF THE AutoScope® SOFTWARE INCLUDE :

- the ability to manually alter and select a number of "filter factors", including object area, circularity, perimeter, and threshold (range of grey scales).
- the program stores .BMP image files (thumbnail images) of all detected objects.
- data output is MS Access files, for direct import into other application software.
- data files can be stored on any disk, in any directory.

The **AutoScope®** software was developed in close cooperation with the Australian Radiation Laboratories (now ARPANSA), a Federal Government organisation whose function it is to monitor and control the safe use of ionising and non-ionising radiation.

For further information, please contact us at :

AUTOSCAN SYSTEMS PTY. LTD. (A.B.N. 73 006 275 136)
P.O. Box 112, Ormond, VIC 3204 — 4/293 Bay Street, Brighton, VIC 3186
Tel.: + 61 3 9596 8065 — Fax : + 61 3 9596 8369
email : autoscan@autoscan.com.au — Homepage : www.autoscan.com.au/~autoscan

Jonckheere R. and Van den haute P. [in press]. On the efficiency of fission-track counts in an internal and external apatite surface and in a muscovite external detector. Radiation Measurements.

Maluski H., Lepvrier C., Jolivet L., Carter A., Roques D., Beyssac O., Ta Trong Tang, Nguyen Duc Thang and Avigad D. [2001] Ar-Ar and fission-track ages in the Song Chay Massif: Early Triassic and Cenozoic tectonics in northern Vietnam. Journal of Asian Earth Sciences, Volume 19, Issues 1-2, 233-248.

Sobel E.R., Arnaud N., Jolivet M., Ritts B.D. and Brunel M. [in press]. Jurassic to Cenozoic exhumation history of the Altyn Tagh range, NW China, constrained by $^{40}Ar/^{39}Ar$ and apatite fission track thermochronology. In: Paleozoic and Mesozoic tectonic evolution of central and eastern Asia: From continental assembly to intracontinental deformation (M.S. Hendrix and G.A. Davis, eds.), Geological Society of America Memoir 194.

Soloviev A.V., Garver J.I., Shapiro M.N. [in press]. Fission-track ages of the detrital zircon from sandstone of Lesnaya Group (Northern Kamchatka). Stratigraphy and Geological Correlation.

Soulet S., Chaumont J., Krupa J.C. and Carpéna J. [in press]. Determination of the defect creation mechanism in fluoroapatite, Journal of Nuclear Materials.

Spiegel C., Kuhlemann J., Dunkl I. and Frisch W. [in press] Paleogeography and catchment evolution in a mobile orogenic belt: The Central Alps in Oligo-Miocene times. Tectonophysics.

Spikings R.A., Foster D.A., Kohn B.P. and O'Sullivan P.B. [In press]. The Late Neoproterozoic to Recent thermal history of the Precambrian Georgetown Inlier, northeast Australia. Australian Journal of Earth Sciences.

Spikings R.A., Winkler, W. Seward D.and Handler R. [in press]. Along strike variation in the thermal and tectonic response of the continental Ecuadorian Andes to the collision with heterogeneous oceanic crust. Earth and Planetary Science Letters.

Stockli D.F., Linn J.K., Walker J.D. and Dumitru T.A. [in press]. Miocene unroofing of the Canyon Range during extension along the Sevier Desert Detachment, west-central Utah. Tectonics.

Stüwe K. and Foster D. [2001] 40Ar/39Ar, pressure, temperature and fission track constraints on the age and nature of metamorphism around the main central thrust in the eastern Bhutan Himalaya. Journal of Asian Earth Sciences, Volume 19, Issues 1-2, 85-95.

Tagami T., Hasebe N., Kamohara H. and Takemura K. [in press]. Thermal anomaly around Nojima fault as detected by the fission-track analysis of Ogura 500 m borehole samples. The Island Arc.

Tagami T., Murakami M., Hasebe N., Kamohara H. and Takemura K. [in press]. Thermal history analysis of the Nojima fault borehole samples by fission-track thermochronology. United States Geological Survey Open File Report.

Tricart P., Schwartz S., Sue C., Poupeau G. and Lardeaux J. M [in press]. L'inversion du front briançonnais et la dénudation tectonique de la zone ultra-dauphinoise au SE du Pelvoux (Alpes occidentales) : contribution de la thermochronologie. Bulletin de la Société Géologique Française.

Wells M.L., Snee L. and Blythe A. [in press]. Dating of extensional shearing, an example from the Raft River Mountains, Basin and Range, western United States. Journal of Geophysical Research.

International Fission-Track Directory

This revised and extended International Fission-Track Directory is by no means complete or accurate. Although a number of people do not figure in the staff, e-mail or phone directories of the institutes under which they are mentioned, this has not been interpreted as a sign of non-existence, and they have for the moment been retained with their old affiliations. It would be much appreciated if you would let the editor know if your address has changed, or if people have joined or definitively left your lab, so that the directory can be updated.

Abbate, Ernesto
Dipartimento di Science della Terra
University of Florence
Via La Pira 4, 50121 Firenze, Italy
Phone: +39 55 275 7527
Fax: +39 55 218 628
E-mail: abbate@unifi.it
Web: steno.geo.unifi.it

Aizawa, Minoru
Department of Geology
Imperial College
Prince Consort Road, London SW7 2BP, UK
Phone: +44 171 594 6468
Fax: +44 171 594 6464
E-mail: m.aizawa@ic.ac.uk

Andriessen, Paul A.M.
Department of Isotope Geochemistry
Faculteit Aardwetenschappen
Vrije Universiteit Amsterdam
De Boelelaan 1085, 1081 HV Amsterdam, The Netherlands
Phone: +31 20 4447340
Fax: +31 20 6462457
E-mail: andp@geo.vu.nl
Web: www.geo.vu.nl/~isotopen

Angelmaier, Petra
Institut für Geologie und Paläontologie
Eberhard Karls Universität Tübingen
Sigwartstrasse 10, D-72076 Tübingen, Germany
Phone: +49 7071 2975 240
Fax: +49 7071 5059
E-mail: petra.angelmaier@uni-tuebingen.de
Web: homepages.uni-tuebingen.de/petra.angelmaier

Armstrong, Phillip A.
Department of Geosciences
California State University
P.O. Box 6850 Fullerton, CA 92834-6850, USA
Phone: +1 714 278 3169
Phone: +1 714 278 7266
E-mail: parmstrong@fullerton.edu
Web: geology.fullerton.edu/index.htm

Arne, Dennis C.
Western Australian School of Mines
Curtin University of Technology
PMB22, Kalgoorlie WA 6430, Australia
Phone: +61 8 9088 6134
Fax: +61 8 9088 6140
E-mail: arned@wasm.curtin.edu.au
Web: www.wasm.curtin.edu.au/staff/Arne.html

Avé Lallemant, Hans G.
Department of Earth Science
Rice University
6100 Main St, Houston, TX 77005-1892, USA
Phone: +1 713 348 4880
Fax: +1 713 348 5214
E-mail: ave@rice.edu
Web: terra.rice.edu

Bal, K. D.
Fission Track Laboratory
Keshav Deva Malaviya Institute of Petroleum Exploration
Oil and Natural Gas Corporation
Dehradun, India
Web: www.ongcindia.com/r&d/oiis/kdmipe

Balcázar Garcia, Miguel
Departamento de Estudios del Ambiente
Instituto nacional de investigaciones Nucleares
Apartado Postal 18-1027,México, D.F. 11801, Mexico
E-mail: mbg@nuclear.inin.mx
Web: www.inin.mx

Baldwin, Suzanne
Heroy Geology Laboratory
Department of Earth Sciences
Syracuse University
Syracuse, New York 13244-1070, USA
Phone: +1 315 443 4920
Fax: +1 315 443 2619
E-mail: sbaldwin@syr.edu
Web: su-thermochronology.syr.edu

Balestrieri, Maria Laura
Dipartimento di Science della Terra
University of Florence
Via La Pira 4, 50121 Firenze, Italy
Phone: +39 55 275 7494
Fax: +39 55 218 628
E-mail: mlaura@geo.unifi.it
balestrab@geo.unifi.it
Web: steno.geo.unifi.it

Barbarand, Jocelyn
Fission Track Research Group
Department of Geological Sciences
University College London
London WC1E 6B, UK
Phone: +44 20 7679 7823
Fax: +44 20 7813 2802
E-mail: j.barbarand@ucl.ac.uk
Web: www.ucl.ac.uk/geolsci/research/fissiontrack

Barbero González, Luis C.
Dipartimento Geologia
Facultad de Ciencias del Mar y Ambientales
Universidad de Cadiz
1150 Puerto Real, Cadiz, Spain
Phone: +34 956 470 864
Fax: +34 956 470 811
E-mail: luis.barbero@uca.es
Web: www2.uca.es/facultad/ciencias_mar

Batt, Geoffrey
Department of Geology and Geophysics
Yale University
PO Box 208109, New Haven CT, 06520-8109, USA
E-mail: batt@hess.geology.yale.edu

Belloni, Franck
Fission Track Research Group
Department of Geological Sciences
University College London
London WC1E 6B, UK
Phone: +44 20 7679 2418
Fax: +44 20 7813 2802
E-mail: f.belloni@ucl.ac.uk
Web: www.ucl.ac.uk/geolsci/research/fissiontrack

Belton, Dave X.
School of Earth Sciences
University of Melbourne
Parkville, Victoria 3010, Australia
Phone: +61 3 8344 9669 /7675
Fax: +61 3 8344 7761
E-mail: d.belton@earthsci.unimelb.edu.au
Web: www.earthsci.unimelb.edu.au

Bergman, Steven C.
Department of Geological Sciences
Southern Methodist University
Dallas, Texas 75275-0395, USA
Phone: +1 214 768 1510
Fax: +1 214 768 2701
E-mail: scb@mail.smu.edu
Web: www.geology.smu.edu

Bernet, Matthias
Department of Geology and Geophysics
Yale University
210 Whitney Avenue, New Haven CT 6520, USA
Phone: +1 203 432 5686
Fax: +1 203 432-3134
E-mail: matthias.bernet@yale.edu
Web: www.geology.yale.edu/~mb324

Bigazzi, Giulio
Istituto di Geocronologia e Geochimica Isotopica
Consiglio Nazionale delle Ricerche
Area delle Ricerca di Pisa
Via G. Moruzzi, 1, 56124 Pisa, Italy
Phone: +39 50 315 2283
Fax: +39 50 315 2360
E-mail: g.bigazzi@iggi.pi.cnr.it, and iggi@iggi.pi.cnr.it
Web: www.area.pi.cnr.it/AREAEN/iggi.html

Blythe, Ann E.
Department of Earth Sciences
University of Southern California
Los Angeles, CA 93106, USA
E-mail: blythe@earth.usc.edu
Web: earth.usc.edu/~blythe

Boettcher, Stefan S.
Department of Geological Sciences
University of Texas at Austin
Austin, TX 78712, USA
Phone: +1 512 471 8547
Fax: +1 512 471 9425
E-mail: sboett@maestro.geo.utexas.edu
Web: www.geo.utexas.edu

Bojar, Ana-Voica
Insitut für Geologie und Paläontologie
Karl-Franzens Universität
Heinrichstraße 26, A-8010 Graz, Austria
Phone: +43 316 380 8727
Fax: +43 316 380 9871
E-mail: ana-voica.bojar@kfunigraz.ac.at
Web: www-ang.kfunigraz.ac.at/~bojar

Bondar, Julia
State Science Center of Environmental Radiogeochemistry
34 Palladin Avenue, 03142 Kiev, Ukraine
Fax: +380 44 451 02 36
E-mail: center@radgeo.freenet.kiev.ua

Bondarenko, Oleg
Radiation Protection Institute
53 Melnikova Street, Kiev 04050, Ukraine
Phone: +380 44 213 3502
Fax: +380 44 219 4900
E-mail: boa@rpi.kiev.ua

Boulyga, Sergei
Central Department for Analytical Chemistry
Research Centre Jülich
D-52425 Jülich Germany
Phone: +49 2461 613 291
Fax: +49 2461 612 560
E-mail: s.boulyga@fz-juelich.de

Boztug, Durmus
Jeoloji Mühendisliği Bölümü
Mühendislik Fakültesi, Cumhuriyet Üniversitesi
58140 Sivas,Turkey
Phone: +90 346 219 1010
Fax: +90 346 219 1171
E-mail: boztug@cumhuriyet.edu.tr
Web: jeoloji.cumhuriyet.edu.tr

Brandon, Mark T.
Kline Geology Laboratory
Department of Geology and Geophysics
P.O. Box 208109, 210 Whitney Avenue, New Haven, CT 06520-8109, USA
Phone: +1 203 432 3135
Fax: +1 203 432 3134
E-mail: mark.brandon@yale.edu
Web: www.geology.yale.edu/~brandon/

Brix, Manfred R.
Institut für Geologie, Mineralogie und Geophysik
Fakultät für Geowissenschaften
Ruhr-Universität Bochum
Postfach 102148, D-44721 Bochum, Germany
Phone: +49 2343 223 236
Fax: +49 2343 214 572
E-mail: manfred.r.brix@ruhr-uni-bochum.de
Web: www.ruhr-uni-bochum.de/hardrock/Mitarbeiter/brix.html

Brown, Roderick W.
School of Earth Sciences
University of Melbourne
Parkville, Victoria 3010, Australia
Phone: +61 3 8344 9868 /7675
Fax: +61 3 8344 7761
E-mail: rwbrown@unimelb.edu.au
Web: www.earthsci.unimelb.edu.au

Brunel, Maurice
ISTEEM GGP laboratory CC 058
Universite Montpellier II
1 Place E. Bataillon, 34095 Montpellier Cedex, France
Phone: +33 4 67 14 36 47
Fax: +33 4 67 14 42 53
E-mail: brunel@dstu.univ-montp2.fr
Web: www.dstu.univ-montp2.fr

Buck, Steve
Mobil North Sea Ltd.
Union Row, Aberdeen AB1 1SA, Scotland, UK
E-mail: spbuck@abz.mobil.com
Web: www.mobil.com/maff/world/uk/mnsl/index.html

Burchart, Jan
Institute of Geological Sciences
Polish Academy of Sciences
Zwirki i Wigury 93, 02-089 Warsaw, Poland
Web: www.pan.pl/english/index.html

Calmus, Thierry
Instituto de Geología
Universidad Nacional Autonoma de México
Apartado Postal 1039, Hermosillo, Sonora, 8300 Mexico
E-mail: tcalmus@servidor.unam.mx
Web: geologia.igeolcu.unam.mx/geol.htm

Carlson, William D.
Department of Geological Sciences
University of Texas at Austin
Austin, TX 78712, USA
Phone: +1 512 471 4770
Fax: +1 512 471 9425
E-mail: wcarlson@mail.utexas.edu
Web: www.geo.utexas.edu/faculty/carlson.htm

Carpéna, Joëlle
Commissariat Energie Atomique
Direction Energie Nucléaire
Centre d'Etudes de Cadarache
DED/SEP/Bâtiment 307, 13108 Saint Paul lez Durance CDX, France
Phone: +33 4 42 25 46 94
E-mail: carpe@bahia.cad.cea.fr
Web: www-cad.cea.fr/r10.htm

Carpenter, Stephen B.
Office of International and Academic Affairs
National Institute of Standards and Technology
100 Bureau Drive, Stop 1090 Gaithersburg, MD 20899-1090, USA
Phone: +1 301 975 4119
E-mail: b.carpenter@nist.gov
Web: www.nist.gov/oiaa/steve.htm

Carter, Andrew
Fission Track Research Group
Department of Geological Sciences
University College London
London WC1E 6B, UK
Phone: +44 20 7679 7823
Fax: +44 20 7813 2802
E-mail: a.carter@ucl.ac.uk
Web: www.fissiontrack.ucl.ac.uk/Personal/Andypage/AC.html

Carter, Tim J.
School of Earth Sciences
University of Melbourne
Parkville, Victoria 3010, Australia
Phone: +61 3 8344 7673 /7675
Fax: +61 3 8344 7761
E-mail: t.carter@pgrad.unimelb.edu.au
Web: www.earthsci.unimelb.edu.au

Cawley, Steve
BP-Amoco
Farburn Industrial Estate, Aberdeen AB21 7PB, UK
E-mail: cawleysj@bp.com

Cederbom, Charlotte
Department of Geology and Geophysics
University of Edinburgh
Edinburgh EH9 3JW, Scotland, UK
Phone: +44 131 6 508 524
Fax: +44 131 6 505 931
E-mail: cederbom@glg.ed.ac.uk
Web: www.glg.ed.ac.uk

Chadderton, Lewis T.
Research School of Physical Sciences and Engineering
Australian National University
Canberra, ACT, Australia
Phone: +61 2 6125 4542
Fax: +61 2 6125 0043
E-mail: Lewis.Chadderton@anu.edu.au
Web: wwwrsphysse.anu.edu.au/ampl/research/rad/index.html

Chambaudet, Alain
Laboratoire de Microanalyses Nucléaires
Université de Franche-Comté
16 route de Gray, F-25030 Besancon Cedex, France
Phone: +33 3 81 66 65 01

Fax: +33 3 81 66 65 22
E-mail: alain.chambaudet@univ-fcomte.fr

Chan, Roslyn
Minerals Division
Australian Geological Survey Organisation
P.O. Box 378, Canberra ACT 2603, Australia
Phone: + 61 2 6249 9371
Fax: + 61 2 6249 9930
E-mail: roslyn.chan@agso.gov.au
Web: leme.anu.edu.au

Clavero, Jorge
Servicio Nacional de Geologia y Mineria
Av. Sta. Maria 0104, Casilla 10465, Providencia, Santiago de Chile
Phone: +56 2 737 5050
Fax: +56 2 777 1906
E-mail: JClavero@sernageomin.cl
Web: www.sernageomin.cl/prototipo/index.htm

Cloos, Mark
Department of Geological Sciences
University of Texas at Austin
Austin, TX 78712, USA
Phone: +1 512 471 4170
Fax: +1 512 471 9425
E-mail: cloos@mail.utexas.edu
Web: www.geo.utexas.edu/faculty/cloos.htm

Cockburn, Hermione
School of Earth Sciences
University of Melbourne
Parkville Victoria 3052, Australia
Phone: +61 3 8344 6910
Fax: +61 3 8344 7761
E-mail: h.cockburn@earthsci.unimelb.edu.au
Web: www.earthsci.unimelb.edu.au/%7Ehacock

Coleman, Max
Research Institute for Sedimentology
The University of Reading
P.O. Box 227, Whiteknights, Reading, RG6 6AB, UK
Phone: +44 118 931 6627
Fax: +44 118 931 0279
E-mail: m.l.coleman@reading.ac.uk
Web: www.rdg.ac.uk/AcaDepts/sl/Sed/Staff/People/mlc1.html

Corrigan, Jeff D.
ARCO Exploration and Production
2300 W. Plano Parkway, Plano, TX 75075, USA
Phone: +1 214 509 4090
E-mail: dprjdc@arco.com

Crowhurst, Peter
CSIRO Petroleum Resources
P.O. Box 136, North Ryde NSW 1670, Australia
Phone: +61 2 9490 8666
Fax: +61 2 9490 8902
E-mail: p.crowhurst@dpr.csiro.au
Web: www.dpr.csiro.au/research/tbe.html

Crowley, Kevin, D.
Board on Radioactive Waste Management
National Research Council
2101 Constitution Avenue, Washington, DC 20418, USA
Phone: +1 202 334 3066
Fax: +1 202 334 3077
E-mail: kcrowley@nas.edu
Web: www4.nationalacademies.org/cger/brwmwebp.nsf

Currie, Lisel D.
Energy and Environment
Geological Survey of Canada
3303-33rd St., NW Calgary, Alberta, T2L 2A7, Canada
Phone: +1 403 292-7004
Fax: +1 403 292 4961
E-mail: lcurrie@nrcan.gc.ca
Web: www.nrcan.gc.ca/gsc/calgary/index_e.html

Danahara, Tohro
Kyoto Fission Track Co. Ltd.
44-4 Minamitajiri-cho, Kita-ku, Kyoto 603, Japan
Phone: +81 75 493 0684
Fax: +81 75 493 0741
E-mail: BYU02730@niftyserve.or.jp

Danisik, Martin
Institut für Geologie und Paläontologie
Eberhard Karls Universität Tübingen
Sigwartstrasse 10, D-72076 Tübingen, Germany
Phone: +49 7071 2975 240
Fax: +49 7071 5059
E-mail: martindanisik@yahoo.com
Web: www.uni-tuebingen.de/geo/gpi

Decker, John E.
ARCO International, Inc.
Jakarta, Indonesia
E-mail: jdecker@unocal.com

de Bruijne, Karen
Department of Isotope Geochemistry
Faculty of Earth sciences
Vrije Universiteit Amsterdam
De Boelelaan 1085, Amsterdam 1081 HV, The Netherlands
Phone: +31 20 4447310
Fax: +31 20 6462457
E-mail: bruc@geo.vu.nl
Web: www.geo.vu.nl/~isotopen

De Corte, Frans
Institute for Nuclear Sciences
University of Gent
Proeftuinstraat 86, B-9000 Gent, Belgium
Phone: +32 9 264 6627
Fax: +32 9 264 6699
E-mail: Frans.Decorte@rug.ac.be
Web: allserv.rug.ac.be/~jddonder/AnalChem/incmain.htm#Home

De Graeve, Johan
Geologisch Instituut
Universiteit Gent
Krijgslaan 281 (S8), B-9000 Gent, Belgium
Phone: +32 9 264 4592
Fax: +32 9 264 4997
E-mail: Johan.Degrave@rug.ac.be
Web: allserv.rug.ac.be/~fmees/mineralogy.htm

de Paulo, Sérgio R.
Instituto de Ciências Exatas e da Terra
Universidade Federal de Mato Grosso
78060-900, Cuiaba, MT, Brazil
Instituto de Geociências
Universidade de São Paulo, São Paulo, SP, Brazil
E-mail: lraesergio@uol.com.br
Web: www.ufmt.br/icet/icet.html
Web: www.igc.usp.br

De Wispelaere, Antoine
Institute for Nuclear Sciences
University of Gent
Proeftuinstraat, 86, B-9000 Gent, Belgium
Phone: +32 9 264 6627
Fax: +32 9 264 6699
E-mail: Antoine.Dewispelaere@rug.ac.be
Web: allserv.rug.ac.be/~jddonder/AnalChem/incmain.htm#Home

De Wit, M.C.J.
De Beers Consolidated Mines Ltd.
P.O. Box 7383, Centurion, 0046 Pretoria, South Africa

Dickin, Alan P.
School of Geography and Geology
McMaster University
Hamilton, Ontario L8S 4M1, USA
Phone: +1 905 525 9140 Ext. 24365
Fax: +1 905 522 3141
E-mail: dickin@mcmaster.ca
Web: www.science.mcmaster.ca/geology/dickin.html

Dodson, Martin H.
Department of Earth Sciences
University of Leeds
Leeds, LS2 9JT, UK

Dokka, Roy K.
Department of Geology
Louisiana State University
E235 Howe Russell Building, LSU Baton Rouge, Louisiana, 70803-4101, USA
Phone: +1 225 388 3353
Fax: +1 225 388 2302
E-mail: dokka@geol.lsu.edu
www.geol.lsu.edu/department/facilities/laboratories/tectonics/index.html

Donelick, Raymond A.
Donelick, Margaret B.
Donelick Analytical Inc.
1075 Matson Road, Viola, Idaho 83872-9709, USA
Phone: +1 208 875 2332
Fax: +1 208 875 8881
E-mail: donelick@apatite.com
Web: www.apatite.com

Dorighel, Olivier
Groupe de Géophysique Nucléaire
Université Joseph Fourier
Institut Dolomieu
15 Rue Maurice Gignoux, 38031 Grenoble Cedex, France

Duddy, Ian R.
Geotrack International Pty. Ltd.
37 Melville Road, West Brunswick, VIC 3055, Australia
Phone: +61 3 9380 1077
Fax: +61 3 9380 1477
E-mail: mail@geotrack.com.au
Web: www.geotrack.com.au

Dumitru, Trevor A.
Department of Geology and Environmental Sciences
Stanford University
Stanford, CA 94305-2115, USA
Phone: +1 415 725 1328
Fax: +1 415 725 2199
E-mail: trevor@pangea.stanford.edu
Web: pangea.Stanford.edu/structure/projects/fission_track.html

Dunai, Tibor J.
Department of Isotope Geochemistry
Faculty of Earth sciences
Vrije Universiteit Amsterdam
De Boelelaan 1085, Amsterdam 1081 HV, The Netherlands
Phone: +31 20 444 7398
Fax:. +31 20 646 2457
E-mail: dunt@geo.vu.nl
Web: www.geo.vu.nl/~isotopen

Duncan, Alasdair
BP Exploration
301 St. Vincent Street, Glasgow, G2 5DD, Scotland, UK

Dunkl, István
Institut für Geologie und Paläontologie
Eberhard Karls Universität Tübingen
Sigwartstrasse 10, D-72076 Tübingen, Germany
Phone: +49 7071 2974 703
Fax: +49 7071 5059
E-mail: istvan.dunkl@uni-tuebingen.de
Web: www.uni-tuebingen.de/geo/gpi/ag-frisch/mitarbeiter/dunkl/index.html

Durrani, Saeed A.
School of Physics and Space Research
University of Birmingham
Birmingham B15 2TT, UK
Phone: +44 21 414 4691 /4655
Fax: +44 21 414 4693
E-mail: s.a.durrani@bham.ac.uk
Web: www.bham.ac.uk/physics

Edwards, Michael
Tektonophysik - Institut für Geologie
Technische Universität Bergakademie Freiberg
Bernhard-von-Cottastrasse 2, D-09596 Freiberg, Germany
Phone: +49 3731 393 758
Fax: +49 3731 393 295
E-mail: edwards@geo.tu-freiberg.de
Web: www.geo.tu-freiberg.de/tektono

Elias, Jürgen
Institut für Geologie und Paläontologie
Eberhard Karls Universität Tübingen
Sigwartstrasse 10, D-72076 Tübingen, Germany
Fax: +49 7071 5059
E-mail: jnelias@med.uni-tuebingen.de
Web: www.uni-tuebingen.de/geo/gpi

Enkelmann, Eva
Institut für Geologie
Technische Universität Bergakademie Freiberg
Bernhard-von-Cottastrasse 2, D-09596 Freiberg, Germany
Phone: +49 3731 393 758
Fax: +49 3731 393 295
E-mail: e.enkelmann@mpi-hd.mpg.de
evaenkelmann@hotmail.com
Web: www.geo.tu-freiberg.de/tektono

Evarts, Russell C.
U.S. Geological Survey, MS-999
345 Middlefield Road, Menlo Park, CA 94025, USA
Phone: +1 650 329 4929
Fax: +1 650 329 4936
E-mail: revarts@usgs.gov
Web: www.usgs.gov

Fabel, Derek
School of Earth Sciences
University of Melbourne
Parkville, Victoria 3010, Australia
E-mail: d.fabel@unimelb.edu.au
Web: www.earthsci.unimelb.edu.au

Farley, Kenneth A.
Division of Geological and Planetary Sciences
California Institute of Technology
Caltech MS 170-25, Pasadena CA 91125, USA
Phone: +1 626 395 6005
Fax: +1 626 568 0935
E-mail: farley@gps.caltech.edu
Web: www.gps.caltech.edu/~farley/farley.htm

Fayon, Annia K.
Department of Geology and Geophysics
University of Minnesota-Twin Cities
108 Pillsbury Hall, 310 Pillsbury Drive SE, Minneapolis, MN 55455, USA
Phone: +1 612 626 9805
Fax: +1 612 625 3819
E-mail: annia@geolab.geo.umn.edu
Web: www.geo.umn.edu/orgs/whitney/DLW_postdoc.html

Feinstein, Shimon
Department of Geological and Environmental Sciences
Ben Gurion University of the Negev
P.O. Box 653, Beer Sheva 84105, Israel
Phone: +972 8 647 2622
Fax: +972 8 647 2997
E-mail: shimon@bgumail.bgu.ac.il
Web: www.bgu.ac.il/geol/index.html

Filip, Jiri
Institute of Geology
Academy of Sciences of the Czech Republic
Rozvojova 135, Prague 6 CZ 165 02, Czech Republic
Phone: +420 2 3308 7248
Fax: +420 2 3308 7111
E-mail: filip@gli.cas.cz
Web: www.gli.cas.cz

Fisher, David E.
Department of Geological Sciences
University of Miami
Miami, FL 33124-0401, USA
Phone: +1 305 284 3254
Fax: +1 305 284 4258
Web: www.as.miami.edu/geology

Fitzgerald, Paul G.
Heroy Geology Laboratory
Department of Earth Sciences
Syracuse University
Syracuse, New York 13244-1070 USA
Phone: +1 315 443 2871
Fax: +1 315 443 2619
E-mail: pgfitzge@syr.edu
Web: su-thermochronology.syr.edu

Fleischer, Robert L.
Department of Geology
Union College
Schenectady, NY 12308, USA
Phone: +1 518 388 6985
Fax: +1 518 388 6417
E-mail: fleischr@union.edu
Web: zircon.geology.union.edu/Fleischer.html

Fletcher, John M.
Departamento de Geología
Centro de Investigación Científica y de Educación Superior de Ensenada
Km 107 Carr. Tijuana - Ensenada. Ensenada, B.C., México
P.O. Box 430222, San Diego, CA 92143-0222, USA
Phone: +1 174 50 50 26031
Fax: +1 174 50 50 26021
E-mail: jfletche@cicese.mx
Web: geologia.cicese.mx/jfletche/jfletche.htm

Foland, Sara S.
Amoco Production Company
P.O. Box 800, Denver, CO 80201, USA
E-mail: sfoland@geosociety.org

Foster, David A.
Department of Geology
University of Florida
P.O. Box 112120, Gainsville, FL 32611-2120, USA
Phone: +1 352 392 2231
E.mail: dafoster@ufl.edu
Web: www.clas.ufl.edu/users/dfoster

Franks, Daniel
University of Queensland
St Lucia Brisbane QLD 4072, Australia
E-mail: danielfranks@hotmail.com

Fügenschuh, Bernhard
Geologisch Paläontologisches Institut
Universität Basel
Bernoullistrasse 32, Basel BS CH-4056, Switzerland
Phone: +41 61 267 86 10
Fax: +41 61 267 36 13
E-mail: bernhard.fuegenschuh@unibas.ch
Web: www.unibas.ch/earth/tecto/people/fuegenschuh.html

Galbraith, Rex F.
Department of Statistical Science
University College London
Gower Street, London, WC1E 6BT, UK
Phone: +44 20 7679 1859
Fax: +44 20 7383 4703
E-mail: rex@stats.ucl.ac.uk Web: www.ucl.ac.uk/geolsci/research/fissiontrack/Personal/Rexpage/Rex.html

Gallagher, Kerry
T H Huxley School
Environment, Earth Sciences and Engineering
Imperial College of Science, Technology and Medicine
Exhibition Road, London, SW7 2BT, UK
Phone: +44 20 759 46424
Fax: +44 20 759 46444
E-mail: kerry@ic.ac.uk; k.l.gallagher@ic.ac.uk
www.huxley.ic.ac.uk/research/Comp&Geophys/Geophys/maintext.php3

Ganzawa, Yoshiro
Hokkaido University of Education
1-2 Hachiman-cho, Hakodate, 040, Japan
Phone: +81 0138 41 1121
Fax: +81 0138 42 3982

Garver, John I.
Department of Geology
Union College
Schenectady, NY 12308-2311, USA
Phone: +1 518 388 6517
Fax: +1 518 388 6789
E-mail: garverj@union.edu
Web: zircon.union.edu/FT/FThome.html

George, Annette
University of Western Australia
Department of Geology and Geophysics
Nedlands WA 6907, Australia
Phone: +61 (08) 9380 1923
Fax: + +61 (08) 9380 1037
E-mail: ageorge@geol.uwa.edu.au
Web: www.geol.uwa.edu.au/~ageorge/ageorge.html

George, Pete
Department of Geological Sciences
University of Texas at Austin
Austin, TX 78712, USA
Web: www.geo.utexas.edu

Gibson, David
CRC LEME/AGSO
P.O. Box 378, Canberra ACT 2601, Australia
Phone: +61 2 6249 9748
Fax: +61 2 6249 9930
E-mail: dave.gibson@agso.gov.au
Web: leme.anu.edu.au

Gibson, Helen
Geotrack International Pty. Ltd.
37 Melville Road, West Brunswick, VIC 3055, Australia
Phone: +61 3 9380 1077
Fax: +61 3 9380 1477
E-mail: mail@geotrack.com.au
Web: www.geotrack.com.au

Giegengack, Robert
Department of Earth and Environmental Science
University of Pennsylvania
Philadelphia, PA 19104-6316, USA
Phone: +1 215 898 5191
Fax: +1 215 573 9145
E-mail: gieg@sas.upenn.edu
Web: www.sas.upenn.edu/earth/giegenga.html

Giles, Melvin R.
EPT-HM
Volmerlaan 8, Rijswijk, The Netherlands
E-mail: gilesm@siep.shell.com

Glasmacher, Ulrich
Forschungsstelle Archaeometrie
Heidelberger Akademie der Wissenschaften
Saupfercheckweg 1, 69117 Heidelberg, Germany
Phone: +49 6221 516 321
Fax: +49 6221 516 633
E-mail: ua.glasmacher@mpi-hd.mpg.de
Web: www.haw.baden-wuerttemberg.de

Gleadow, Andrew J. W.
School of Earth Sciences
University of Melbourne
Parkville, Victoria 3010, Australia

Phone: +61 3 8344 9866
Fax: +61 3 8344 7761
E-mail: gleadow@unimelb.edu.au
Web: web.earthsci.unimelb.edu.au/Gleadow/Gleadow.html

Gräfe, Kirsten
Geoforschungszentrum Potsdam
Telegrafenberg, Gebäude C122, D-14473 Potsdam, Germany
Phone: +49 331288 1315
Fax: +49 331288 1370
E-mail: graefe@gfz-potsdam.de
Web: www.gfz-potsdam.de/pb3/pb31/index-pb-en.html

Green, Paul F.
Geotrack International Pty. Ltd.
37 Melville Road, West Brunswick, VIC 3055, Australia
Phone: +61 3 9380 1077
Fax: +61 3 9380 1477
E-mail: mail@geotrack.com.au
Web: www.geotrack.com.au

Grimmer, Jens C.
Institut für Geologie
Technische Universität Bergakademie Freiberg
Bernhard-von-Cottastrasse 2, D-09596 Freiberg, Germany
Phone: +49 3731 394599
Fax: +49 3731 393597
E-mail: jens.grimmer@geo.tu-freiberg.de
Web: www.geo.tu-freiberg.de/tektono

Grist, Alexander M.
Department of Earth Sciences
Dalhousie University
Halifax, Nova Scotia, B3H 3J5, Canada
Phone: +1 902 494 2372
Fax: +1 902 494 6889
E-mail: agrist@is.dal.ca
Web: meguma.earthsciences.dal.ca/staff/grist.htm

Grivet, Manuel
Laboratoire de Microanalyses Nucléaires
U.F.R. des Sciences et des Techniques
Université de Franche-Comté
16 route de Gray, F-25030 Besancon Cedex, France
Phone: +33 3 81 66 65 01
Fax: +33 3 81 66 65 22
E-mail: manuel.grivet@univ-fcomte.fr
Web: www.univ-fcomte.fr

Guedes de Oliveira, Sandro
Departamento de Raios Cósmicos e Cronologia
Instituto de Fisica Gleb Wataghin
Universidade Estadual de Campinas
Caixa Postal 6165, CEP 13083-970 UNICAMP, Campinas, SP, Brazil
Phone: +55 19 788 5522
Fax: +55 19 788 5512
E-mail: guedes@ifi.unicamp.br
Web: www.ifi.unicamp.br/~turtelli/www0.htm

Guglielmetti, Alessandra
Instituto di Fisica Generale Applicata
Università degli Studi di Milano
Via Celoria 16, 20133 Milano, Italy
Phone: +39 02 266 6259
Fax: +39 02 266 5717
E-mail: guglielmetti@mi.infn.it
Web: albinoni.brera.unimi.it/istituto/istituto.htm

Gunnell, Yanni
Laboratoire de géographie physique
Universite Denis Diderot, Paris VII
1 Place Aristide Briand, 92195 Meudon Cedex, France
Phone: +33 1 4507 5552
E-mail: gunnell@paris7.jussieu.fr
Web: www.sigu7.jussieu.fr

Hadler Neto, Julio Cesar
Departamento de Raios Cósmicos e Cronologia
Instituto de Fisica Gleb Wataghin
Universidade Estadual de Campinas
Caixa Postal 6165, CEP 13083-970 UNICAMP, Campinas, SP, Brazil
Phone: +55 19 788 5522
Fax: +55 19 788 5512
E-mail: hadler@ifi.unicamp.br
Web: www.ifi.unicamp.br/~turtelli/www0.htm

Hansen, Kirsten
Geologisk Centralinstitut
Oster Volgrade 10, DK-1350, Kobenhavn K, Denmark
Phone: +45 31 42 18 94
Fax: +45 33 14 84 33
E-mail: kirstenh@geo.geol.ku.dk

Harrison, Mark T.
Department of Earth and Space Sciences
University of California, Los Angeles
595 Charles Young Drive East, Los Angeles, CA 90095-1567, USA
Phone: +1 310 825 7970
Fax: +1 310 825 2779
E-mail: tmh@argon.ess.ucla.edu
Web: www.ess.ucla.edu/faculty/harrison

Hasebe, Noriko
Department of Earth Sciences
Kanazawa University
Kanazawa, 920-1192, Japan
Phone: +81 76 264 5727
Fax: +81 76 264 5746
Web: earth.s.kanazawa-u.ac.jp/chronology/EnglishPage/indexE.html
London Fission Track Research Group
Research School of Geological Sciences
University and Birbeck Colleges
London WC1E 6B, UK
Phone: +44 207 679 7704
Fax: +44 207 813 2802
E-mail: hasebe@kenroku.kanazawa-u.ac.jp
www.ucl.ac.uk/geolsci/research/fissiontrack/Indexpage/index.html

Hashemi-Nezhad, Reza S.
Department of High Energy Physics
School of Physics, University of Sydney
A28 Sydney, NSW 2006, Australia
Phone: +61 2 9351 5964
Fax: +61 2 9351 7727
E-mail: reza@physics.usyd.edu.au
Web: www.physics.usyd.edu.au/hienergy/index.html

Hayashi, Masao
Kyushu Sangyo University
Fukuoka 813, Japan
Phone: +81 92 673 5883
Fax: +81 92 673 5899
Web: www.ip.kyusan-u.ac.jp/e/ksu-e.html

Hegarty, Kerry A.
Geotrack International Pty. Ltd.
37 Melville Road, West Brunswick, VIC 3055, Australia
Phone: +61 3 9380 1077
Fax: +61 3 9380 1477
E-mail: mail@geotrack.com.au
Web: www.geotrack.com.au

Hejl, Ewald R.
Institut für Geologie und Paläontologie
Universitat Salzburg
Hellbrunnerstraße 34/III, A-5020 Salzburg, Austria
Phone: +43 662 8044 5437
Fax: +43 662 8044 621
E-mail: ewald.hejl@sbg.ac.at
Web: www.sbg.ac.at/gew

Hendriks, Bart W.H.
Department of Isotope Geochemistry
Faculty of Earth sciences
Vrije Universiteit Amsterdam
De Boelelaan 1085, Amsterdam 1081 HV, The Netherlands
Phone: +31 20 4447397
Fax: +31 20 6462457
E-mail: henb@geo.vu.nl
Web: www.geo.vu.nl/~isotopen

Hill, Kevin C.
School of Earth Sciences
University of Melbourne
Parkville, Victoria 3010, Australia
Phone: +61 3 8344 9708 /7675
Fax: +61 3 8344 7761
E-mail: kevin.hill@unimelb.edu.au
Web: www.earthsci.unimelb.edu.au

Himeno, Osamu
Department of Mining Engineering
Kyushu Sangyo University
Hakozaki, Fukuoka 812-81, Japan
Phone: +81 92 642 3635
E-mail: himeno@mine.kyushu-u.ac.jp

Hobro, James W. D.
Bullard Laboratories, Department of Earth Sciences
University of Cambridge
Madingley RoadCambridge CB3 0EZ, UK
Phone: +44 1223 337 191
Fax: +44 1223 360 779
Email: hobro@esc.cam.ac.uk
Web: bullard.esc.cam.ac.uk/~hobro

Honda, Teruyyki
Atomic Energy Research Laboratory
Musashi Institute of Technology
Kawasaki 215, Japan
Web: atomsun2.atom.musashi-tech.ac.jp

Hoshino, Hidehiro
Kanazawa University
Kakuma town, Kanazawa City, Ishikawa Pref. Japan
E-mail: hide43@nihonkai.kanazawa-u.ac.jp

House, Martha
Division of Geological and Planetary Sciences
California Institute of Technology
Caltech MS 100-23, Pasadena CA 91125, USA
Phone: +1 626 395 6023
Fax: +1 626 568 0935
E-mail: mhouse@gps.caltech.edu
Web: www.gps.caltech.edu/%7Emhouse

Huigen, Yvette
Department of Isotope Geochemistry
Faculty of Earth sciences
Vrije Universiteit Amsterdam
De Boelelaan 1085, Amsterdam 1081 HV, The Netherlands
Phone: +31 20 4447397
Fax: +31 20 6462457
E-mail: huiy@geo.vu.nl
Web: www.geo.vu.nl/~isotopen

Hungerbühler, Dominik
Department Erdwissenschaften
ETH-Zentrum
CH-8092, Zurich, Switzerland
Web: www.erdw.ethz.ch

Hulver, Michael L.
Saudi Aramco
Box 9279, Dhahran 31311, Saudi Arabia
E-mail: hulverml@mail.aramco.com.sa
Web: www.saudiaramco.com

Hurford, Anthony J.
London Fission Track Research Group
Department of Geological Sciences
University College London
London WC1E 6B, UK
Phone: +44 20 7679 7704
Fax: +44 20 7813 2802
E-mail: t.hurford@ucl.ac.uk Web: www.ucl.ac.uk/geolsci/research/fissiontrack/Indexpage/index.html

Indrelid, Sarah
Petroleum Development Oman
E-mail: sarah.sl.indrelid@pdo.co.om
Web: www.pdo.co.om

Iriarte, Sergio
Servicio Nacional de Geologia y Mineria
Av. Sta. Maria 0104, Casilla 10465, Providencia, Santiago de Chile
Phone: +56 2 737 5050
Fax: +56 2 777 1906
E-mail: SIriarte@sernageomin.cl
Web: www.sernageomin.cl/prototipo/index.htm

Issler, Dale R.
Energy and Environment
Geological Survey of Canada
3303-33rd St., NW Calgary, Alberta, T2L 2A7, Canada
Phone: +1 403 292 7172
Fax: +1 403 292 7159
E-mail: dissler@gsc.nrcan.gc.ca
Web: www.nrcan.gc.ca/gsc/calgary/index_e.html

Ito, Hisatoshi
Central Research Institute of Electric Power Industry
1646 Abiko, Abiko city, Chiba, 270-1194, Japan
Phone: +81 471 82 1181 ext. 8525
Fax: +81 471 83 3182
E-mail: ito_hisa@criepi.denken.or.jp Web: criepi.denken.or.jp; wwwsoc.nacsis.ac.jp/jseg/index-e.html

Iunes, P.J.
Departamento de Raios Cósmicos e Cronologia
Instituto de Fisica Gleb Wataghin
Universidade Estadual de Campinas
Caixa Postal 6165, CEP 13083-970 UNICAMP, Campinas, SP, Brazil
Phone: +55 19 788 5522
Fax: +55 19 788 5512
E-mail: iunes@ifi.unicamp.br
Web: www.ifi.unicamp.br/~turtelli/www0.htm

Iwano, Hideki
Kyoto Fission Track Co. Ltd.
44-4 Minamitajiri-cho, Kita-ku, Kyoto 603, Japan
Phone: +81 75 493 0684
Fax: +81-75 493 0741
E-mail: BYU02730@niftyserve.or.jp

Jacobs, Joachim
Fachbereich 5, Geowissenschaften
Universität Bremen
Postfach 330440, D-28334 Bremen, Germany
Phone: +49 421 218 3993
Fax: +49 421 218 3995
E-mail: jojacobs@geopol.uni-bremen.de
Web: www.joachimjacobs.de/index.htm

Johnson, Kit
London Fission Track Research Group
Department of Geological Sciences
University College London
London WC1E 6B, UK
Phone: +44 20 7594 6542
Fax: +44 20 7594 6464
E-mail: k.johnson@ic.ac.uk
Web: www.ucl.ac.uk/geolsci/research/fissiontrack/Personal/Kitpage/kit.html

Jolivet, Marc
Division of Earth Sciences
University of Glasgow
The Gregory Building, Lilybank Gardens, Glasgow, G12 8QQ, Scotland, UK
Phone: +44 141 330 2783
Fax: +44 141 330 4817
E-mail: marc.jolivet@earthsci.gla.ac.uk
Web: www.earthsci.gla.ac.uk/staff/jolivet.html

Jonkheere, Raymond
Max-Planck Institute for Nuclear Physics
Saupfercheckweg 1, D-69117 Heidelberg, Germany
Phone: +49 6221 516 337
Fax: +49 6221 516 633
E-mail: r.jonckheere@mpi-hd.mpg.de
Web: www.mpi-hd.mpg.de/english/index.html

Juez-Larre, Joaquim
Department of Isotope Geochemistry
Faculty of Earth sciences
Vrije Universiteit Amsterdam
De Boelelaan 1085, Amsterdam 1081 HV, The Netherlands
Phone: +31 20 444 7395
Fax: +31 20 646 2457
E-mail: juej@geo.vu.nl
Web: www.geo.vu.nl/~isotopen

Kamp, Peter J.J.
Department of Earth Sciences
University of Waikato
Private Bag 3105, Hamilton 2001, New Zealand
Phone: +64 7 838 4876
Fax: +64 7 856 0115
E-mail: p.kamp@waikato.ac.nz
Web: sci.waikato.ac.nz/cgi-bin/dynapage.pl?pagename=erth

Keay, Sue
Department of Earth Sciences
University of Queensland
St Lucia, Brisbane QLD 4072, Australia
Phone: +61 7 3365 8248
Fax: +61 7 3365 1277
E-mail: s.keay@earth.uq.edu.au;
sue@earthsciences.uq.edu.au
Web: www.earth.uq.edu.au

Ketcham, Richard A.
Department of Geological Sciences
University of Texas at Austin
Austin, TX 78712, USA
Phone: +1 512 471 0260
Fax: +1 512 471 9425
E-mail: richk@maestro.geo.utexas.edu
Web: www.geo.utexas.edu/scientist/ketcham.htm

Kelley, Shari A.
Department of Earth and Environmental Sciences
New Mexico Institute of Mining and Technology
801 Leroy Place, Socorro, NM 8780, USA
Phone: +1 505 661 6171
E-mail: sakelley@ix.netcom.com
Web: www.ees.nmt.edu/faculty/kelley.html

Kendrick, Dan
Department of Earth Sciences
La Trobe University
Bundoora, VIC 3083, Australia
Phone: +61 3 479 1273
Fax: +61 3 479 1272
E-mail: geordk@luff.latrobe.edu.au
Web: www.latrobe.edu.au/pesa/Research-ltu/Irian.html

Kim, Joong Wook
Department of Science Education
Taegu National University of Education
Daemyung-2 Nam-gu, Taegu, 705-715, Korea
Phone: +82 53 620 1343
Fax: +82 53 620 1340
E-mail: jwkim@taekyo.taegu-e.ac.kr
Web: soback.kornet.net/~jwkim5/g-hi.html

Kohn, Barry P.
School of Earth Sciences
University of Melbourne
Parkville, Victoria 3010, Australia
Phone: +61 3 8344 7217 /7675
Fax: +61 3 8344 7761
E-mail: b.kohn@unimelb.edu.au
Web: www.agcrc.csiro.au/people/KohnBarry

Koshimizu, Satoshi
Yamanashi Institute of Environmental Sciences
5597-1 Kenmarubi, Kamiyoshida, Fujiyoshida, Yamanashi 403-0005 Japan
Phone: +81 555 72 6194
Fax: +81 555 72 6206
E-mail: koshi@yies.pref.yamanashi.jp
Web: www.yies.pref.yamanashi.jp/eigo/english.htm

Kounov Alexandre
Geology Institute
ETH-Zentrum
Sonneggstrasse 5, 8092, Zurich, Switzerland
Phone: +41 1632 3639
Fax: +41 1632 1080
E-mail: Kunov@eurasia.ethz.ch
Web: www.erdw.ethz.ch

Kowallis, Bart Joseph
Department of Geology
Brigham Young University
Provo, UT 84602, USA
Phone: +1 801 378 2467
Fax: +1 801 378 2265
E.mail: bkowallis@byu.edu; bart_kowallis@byu.edu
Web: geologyindy.byu.edu/faculty/bjk

Krochmal, Michael
Autoscan Systems Pty. Ltd.
P.O. Box 112, Ormond, VIC 3204 Australia
Phone: +61 39 596 8065 /8092
Fax: +61 39 596 8369
E-mail: autoscan@autoscan.com.au
Web: members.ozemail.com.au/~autoscan/index.html

Krummei, Gerhard
Geological Society of Australia Incorporated
Victoria Division
GPO BOX 2355, Melbourne Vic 3001, Australia
Web: www.vic.gsa.org.au

Laken, Garey
Autoscan Systems Pty. Ltd.
P.O. Box 112, Ormond, VIC 3204 Australia
Phone: +61 39 596 8065 /8092
Fax: +61 39 596 8369
E-mail: autoscan@autoscan.com.au
Web: members.ozemail.com.au/~autoscan/index.html

Lal, Nand
Department of Earth Sciences
Kurukshetra University
Kurukshetra 136119, India
Phone: +91 1 744 20410
Fax: +91 1 744 20277

Lange, Jan-Michael
Museum für Mineralogie und Geologie
Staatliche Naturhistorische Sammlungen Dresden
Königsbrücker Landstraße 159, D-01109 Dresden, Germany
Phone: +49 351 892 6403
fax: +49 351 892 6404
E-mail: lange@snsd.de
Web: www.snsd.de

Larsen, Ian
Autoscan Systems Pty. Ltd.
P.O. Box 112, Ormond, VIC 3204 Australia
Phone: +61 39 596 8065 /8092
Fax: +61 39 596 8369
E-mail: autoscan@autoscan.com.au
Web: members.ozemail.com.au/~autoscan/index.html

Laslett, Geoff
CSIRO Mathematical and Information Sciences
Private Bag 10, Clayton South MDC Vic 3169, Australia
Phone: +61 3 9545 8018
Fax: +61 3 9545 8080
E-mail: geoff.laslett@cmis.csiro.au
Web: www.cmis.csiro.au/Geoff.Laslett/index.htm

Lee, Yong I.
School of Earth and Environmental Sciences
Seoul National University, Korea
E-mail: lee2602@plaza.snu.ac.kr
Web: sees.snu.ac.kr/bken/index.html

Lewis, Cherry L.E.
History of Geology Group
The Geological Society of London
Wells Cottage, 21 Fowler Street, Macclesfield, Cheshire
SK10 2AN, UK
Phone: +44 1625 260049
Fax: +44 1625 523690
E-mail: clelewis@aol.com
Web: www.geolsoc.org.uk

Lim, Hyoun Soo
School of Earth and Environmental Sciences
Seoul National University, Korea
E-mail: limhs@plaza1.snu.ac.kr
Web: sees.snu.ac.kr/bken/index.html

Link, Katharina
Institut für Mineralogie, Petrologie und Geochemie
Albert-Ludwigs-Universität
Albertstrasse 23b, 79104 Freiburg, Germany
Phone: +49 761 203 6425
Fax: +49 761 203 6396
E-mail: kalink@uni-freiburg.de
Web: www.uni-freiburg.de/minpet/welcome.html

Linn, Jon
Technical Applications and Geographic Information Systems Unit
West Virginia Department of Environmental Protection
10 McJunkin Rd, Nitro, WV 25143, USA
Phone: +1 304 759 0519
Fax: +1 304 759 0565
E-mail: jlinn@crimson.osmre.gov
Web: www.dep.state.wv.us/ito/tagis.html

Lisker, Frank
Fachbereich 5, Geowissenschaften
Universität Bremen
Postfach 330440, D-28334 Bremen, Germany
Phone: +49 421 218 3994
Fax: +49 421 218 3993
E-mail: flisker@uni-bremen.de Web: www.palmod.uni-bremen.de/FB5/agpolar/englisch/index1.htm

Liu, Shunsheng
Changsha Institute of Geotectonics
Academia Sinica
Changsha 410013, Hunan Province, PR China
Phone: +86 731 885 9165
Fax: +86 731 885 9137
E-mail: liuss@ms.csig.ac.cn
Web: www.csig.ac.cn

Lopez, Arturo
Departamento de Estudios del Ambiente
Instituto nacional de investigaciones Nucleares
Apartado Postal 18-1027,México, D.F. 11801, Mexico
E-mail: arturo.lopez@mpi-hd.mpg.de
Web: www.inin.mx

Lorencak, Matevz
School of Earth Sciences
University of Melbourne
Parkville, Victoria 3010, Australia
Phone: +61 3 8344 9669 /7675
Fax: +61 3 8344 7761
E-mail: m.lorencak@pgrad.unimelb.edu.au
Web: www.earthsci.unimelb.edu.au

Lovering, John
School of Earth Sciences
University of Melbourne
66A Molesworth Street, Kew Victoria 3101, Australia
phone: +61 3 9853 2868
Fax: +61 3 9853 3640
E-mail: fitzlove@alphalink.com.au

Lutz, Timothy M.
Department of Geology and Astronomy
West Chester University
West Chester, PA 19383, USA
Phone: +1 610 436 3498
E-mail: tlutz@wcupa.edu
Web: geology.wcupa.edu

Märk, E.
Hohrere technische Bundeslehr- und Versuchsanstalt
Anichstrasse 26-28
A-6020 Innsbruck, Austria

Märk, T. D.
Abteilung für Kernphysik und Gaselektronik
Institut für Experimentalphysik
Leopold Franzens Universität
A-6020 Innsbruck, Austria

Mahon, Keith I.
Exxon Production Research Company
P.O. Box 2189, Houston, TX 77252-2189, USA
Phone: +1 713 965 7036
Fax: +1 713 965 2779
E-mail: kmahon@dialaccess.com

Maksaev, Victor
Department of Geology
University of Chile
Casilla 13518, Correo 21, Santiago de Chile
Phone: +56 2 678 4112
Fax: +56 2 696 3050
E-mail: vmaksaev@tamarugo.cec.uchile.cl
vmaksaev@cec.uchile.cl
Web: www.cec.uchile.cl/~geologia

Marshallsea, Susan
Geotrack International Pty. Ltd.
37 Melville Road, West Brunswick, VIC 3055, Australia
Phone: +61 3 9380 1077
Fax: +61 3 9380 1477
E-mail: mail@geotrack.com.au
Web: www.geotrack.com.au

Martinez, Edurne
Dipartimento Geologia
Facultad de Ciencias del Mar y Ambientales
Universidad de Cadiz
1150 Puerto Real, Cadiz, Spain
E-mail: edurne.martinez@uca.es
Web: www2.uca.es/facultad/ciencias_mar

Matsuda, Takaaki
Department of Geology
Himeji Institute of Technology
2167, Shosha Himeji, Hyogo 671-22, Japan

Maze, Will B.
Exxon Production Research
P.O. Box 2189, Houston, TX 77252-2189, USA
Phone: +1 713 965 7223
Fax: +1 713 965 7951

McCorkell, Robert
CANMET, Mineral Technology
Energy, Mines and Resources
555 Booth Street, Ottawa, Ontario K1A 0G1, Canada

McCulloh, Thane H.
7136 Aberdeen, Dallas, TX 75230, USA
Phone: +1 214 691 6809

McInnes, Brent
CSIRO Exploration and Mining
P.O. Box 136, North Ryde NSW 1670, Australia
Phone: +61 2 9490 8597
Fax: +61 2 9490 8921
E-mail: b.mcinnes@dem.csiro.au
Web: www.dem.csiro.au

Meyer, Arnaud J.
CSTJF Elf Aquitaine Production
Avenue Larribau, 64018 Pau Cedex, France
E-mail: Arnaud.Meyer@elf-p.fr

Miller, Elizabeth L.
Department of Geology and Environmental Sciences
Stanford University
Stanford, CA 94305-2115, USA
Phone: +1 650 723 1149
E-mail: miller@pangea.stanford.edu
Web: pangea.Stanford.EDU/structure/projects/fission_track.html

Miller, Jack A.
Department of Earth Sciences
University of Cambridge
Downing Street, Cambridge CB2 3EQ, UK
Phone: +44 1223 337 184
Fax: +44 1223 333 450
E-mail: jam2@esc.cam.ac.uk
Web : www.esc.cam.ac.uk

Mitchell, Melinda M.
Department of Earth Sciences
La Trobe University
Bundoora, VIC 3083, Australia
Phone: +61 3 479 1274
Fax: +61 3 479 1272
E-mail: geomm@luff.latrobe.edu.au

Mock, Claire
Labo de Géodynamique des Chaînes Alpines
Observatoire des Sciences de l'Univers Grenoble
Université Joseph Fourier
Maison des Géosciences, BP 53, 38041 Grenoble, France
Phone: +33 476 514 062
Fax: +33 476 514 058
E-mail: cmock@ujf-grenoble.fr
Web: www.univ-savoie.fr/labos/lgca/perso/cherc/pvand/pvand.htm

Moore, Marilyn
Geotrack International Pty. Ltd.
37 Melville Road, West Brunswick, VIC 3055, Australia
Phone: +61 3 9380 1077
Fax: +61 3 9380 1477
E-mail: mail@geotrack.com.au
Web: www.geotrack.com.au

Mora, Jorge
Escuela de Geologia, Minas y Geofisica
Facultad de Ingenieria
Universidad Central de Venezuela
Caracas, Venezuela
Web: www.ing.ucv.ve/depgeo.htm

Moser, Franz
Institut für Geologie und Paläontologie
Eberhard Karls Universität Tübingen
Sigwartstrasse 10, D-72076 Tübingen, Germany
Phone: +49 7071 2975 240
Fax: +49 7071 5059
E-mail: franz.moser@uni-tuebingen.de
Web: homepages.uni-tuebingen.de/franz.moser

Most, Thomas
Institut für Geologie und Paläontologie
Eberhard Karls Universität Tübingen
Sigwartstrasse 10, D-72076 Tübingen, Germany
Phone: +49 7071 2975 240
Fax: +49 7071 5059
E-mail: thomas.most@uni-tuebingen.de
Web: homepages.uni-tuebingen.de/thomas.most

Murakami, Masaki
Department of Geology and Mineralogy
Division of Earth and Planetary Sciences
Graduate School of Science, Kyoto University
Sakyo-ku, Kyoto 606-8502, Japan
E-mail: s30x1176@ip.media.kyoto-u.ac.jp
Web: terra.kueps.kyoto-u.ac.jp/index_eg.html

Murphy, John M.
Department of Geology and Geophysics
University of Wyoming
P.O. Box 3006, Laramie WY 82071, USA
Phone: +1 307 766 5435
Fax: +1 307 766 6679
E-mail: geojm@uwyo.edu
Web: home.gg.uwyo.edu

Murrell, Glen
Department of Isotope Geochemistry
Faculty of Earth sciences
Vrije Universiteit Amsterdam
De Boelelaan 1085, Amsterdam 1081 HV, The Netherlands
Phone: +31 20 444 7310
Fax:. +31 20 646 2457
E-mail: murg@geo.vu.nl
Web: www.geo.vu.nl/~isotopen

Murtazaev, Khatam
General Physics Sub-Faculty
Khujand State University,
735700, Khujand, Tajikistan
Phone: +992 379 222 1644
E-mail: murtaza@hotam.khj.td.silk.org

Naeser, Chuck
Naeser, Nancy
U.S. Geological Survey
926a National Center, Reston, VA 20192, USA
Phone: +1 703 648 6964 (C)
Phone: +1 703 648 5328 (N)
Fax: +1 703 648 6953
E-mail: cnaeser@usgs.gov (C)
nnaeser@usgs.gov (N) Web: greenwood.cr.usgs.gov/capabilities/gronemtrac/geochron/fission/contacts.html

Neumann, Reinhard
Materials Research
Gesellschaft für Schwerionenforschung
Planckstrasse 1, D-64291 Darmstadt, Germany
Phone: +49 6159 71 2172
Fax: +49 6159 71 3266
E-mail: r.neumann@gsi.de
Web: www-wnt.gsi.de/mr

Nishimura, Susumu
Department of Geology and Mineralogy
Division of Earth and Planetary Sciences
Graduate School of Science, Kyoto University

Sakyo-ku, Kyoto 606-8502, Japan
Phone: +81 75 753 4150
Fax: +81 75 753 4189
Web: terra.kueps.kyoto-u.ac.jp/index_eg.html

Noble, Wayne P.
School of Earth Sciences
University of Melbourne
Parkville, Victoria 3010, Australia
Phone: +61 3 8344 9788 /7675
Fax: +61 3 8344 7761
E-mail: w.noble@earthsci.unimelb.edu.au
Web: www.earthsci.unimelb.edu.au

Oddone, Massimo
Dipartimento di Chimica Generale
Università degli Studi di Pavia
Viale Taramelli, 12, 27100 Pavia, Italy
Phone: +39 382 507 334
Fax +39 382.528 544
E-mail: oddone@ipv36.unipv.it
Web: chifis1.unipv.it/genchem.htm

Ohira, Hiroto
Department of Geoscience
Shimane University
1060 Nishikawatsu, Matsue 690-8504, Japan
Phone: +81 852 32 6465
Fax: +81 852 32 6469
E-mail : ohira@riko.shimane-u.ac.jp
Web: terra.riko.shimane-u.ac.jp

Olesch, Martin
Fachbereich 5, Geowissenschaften
Universität Bremen
Postfach 330440, D-28334 Bremen, Germany
Phone: +49 421 218 3940
Fax: +49 421 218 3993
E-mail: olesch@geopol.uni-bremen.de Web: www.palmod.uni-bremen.de/FB5/agpolar/englisch/index1.htm

Omar, Gomaa I.
Department of Earth and Environmental Science
University of Pennsylvania
240 South 33rd Street, Philadelphia, PA 19104-6316, USA
Phone: +1 215 898 6908
Fax: +1 215 898 0964
E-mail: gomar@sas.upenn.edu
Web: www.sas.upenn.edu/earth/omar.html

Ono, Masako
Department of Earth and Planetary Materials Science
Faculty of Science, Hokkaido University
Kyoyo-chigaku, N17-W8, Kita-ku, Sapporo, 060, Japan
Phone: +81 11 716 2111 ext. 5309
Fax: +81 11 736 3290
E-mail: mo@epms.hokudai.ac.jp
Web: www.ep.sci.hokudai.ac.jp/epms/index_e.htm

Osadetz, Kirk
Energy and Environment
Geological Survey of Canada
3303-33rd St., NW Calgary, Alberta, T2L 2A7, Canada
Phone: +1 403 292 7022
Fax: +1 403 292 7159
E-mail: kosadetz@nrcan.gc.ca
Web: www.nrcan.gc.ca/gsc/calgary/index_e.html

O'Sullivan, Andrea J.
Department of Earth Sciences
Monash University
P.O. Box 28E, Clayton, 3800 Victoria, Australia
Phone: +61 3 9905 1530
Fax: +61 3 9905 4903
E-mail: andrea@mail.earth.monash.edu.au
Web: www.earth.monash.edu.au

O'Sullivan, Paul B.
Heroy Geology Laboratory
Department of Earth Sciences
Syracuse University
Syracuse, New York 13244-1070 USA
Phone: +1 315 443 2871
Fax: +1 315 443 3363
E-mail: posulliv@syr.edu
Web: su-thermochronology.syr.edu

Pagel, Maurice
Laboratoire de Géochimie
Faculté des sciences d'Orsay
Université Paris Sud XI
Bâtiment 504, F-91405 Orsay-Cedex, France
Phone: +33 1 6915 6755
Fax: +33 1 6815 4882
E-mail: pagel@geol.u-psud.fr
Web: geosciences.geol.u-psud.fr/recherch/weblab/pagel.html

Pagliuca, Renato
Dipartimento di Scienze della Terra
Università degli Studi di Pavia
Via Ferrata 1, 27100 Pavia, Italy
Phone: +39 382 505 839
Fax: +39 382 505 890
E-mail: ullayu@tin.it
Web: manhattan.unipv.it

Pain, Colin
Minerals Division
Australian Geological Survey Organisation
P.O. Box 378, Canberra ACT 2614, Australia
Phone: +61 2 6249 9469
Fax: +61 2 6249 9930
E-mail: colin.pain@agso.gov.au
Web: leme.anu.edu.au

Pan , Yun
Department of Geological Sciences
State University of New York at Albany
DEAS - ES351, Albany, NY 12222, USA
E-mail: ypan@spsu.edu; ynatl@bellsouth.net

Parand, Simon
Geological Survey of Iran
Meraj Blvd., Azadi Sq., P.O. Box 13185-1494 Tehran, Iran
Fax: +98 21 600 9338
Web: www.gsi-iran.org

Paul, Tracy A.
Department of Chemistry
Arizona State University
Tempe, AZ 85287-1404, USA
E-mail: agtxp@asu.edu

Pengji, Zhai
Institute of High Energy Physics
Academia Sinica
P.O. Box 2732, Beijing 100080, PR China
Web: www.ihepa.ac.cn

Perelygin, Vladimir P.
Flerov Laboratory of Nuclear Reactions
Joint Institute for Nuclear Research
Post Office Box 79, 101 000 Moscow, Russia
Phone: +7 096 216 2102
Fax: +7 096 216 5955
E-mail: pergam@cv.jinr.ru
Web: sungraph.jinr.dubna.su/cap/index.html

Perez De Armas, Jaime G.
Department of Earth Science
Rice University
6100 Main St, Houston, TX 77005-1892, USA
Phone: +1 713 348 4880
Fax: +1 713 348 5214
E-mail: jaime@rice.edu
Web: terra.rice.edu

Petford, Nick
Centre for Earth and Environmental Science Research
School of Earth Sciences and Geography
Kingston University
Penrhyn Road, Kingston on Thames, Surrey, KT1 2EE, UK
Phone: +44 208 547 7518
Fax: +44 208 547 7497
E-mail: n.pet@kingston.ac.uk
Web: www.king.ac.uk/geog

Poupeau, Gerard R.
Centre de Recherche Physique Appliquée à l'Archéologie
Université Michel de Montaigne Bordeaux III
Maison de l'Archéologie, Esplanade des Antilles, 33607 Pessac, France
Phone: +33 5 5712 4547
Fax: +33 5 5712 4553
E-mail: gerard.Poupeau@montaigne.u-bordeaux.fr
Web: www.montaigne.u-bordeaux.fr/Rech/page12.html

Prashad, Rajinder
Fission Track Laboratory
Keshav Deva Malaviya Institute of Petroleum Exploration
Oil and Natural Gas Corporation
Dehradun, India
Web: www.ongcindia.com/r&d/oiis/kdmipe

Price, P. Buford
Department of Physics
University of California
Berkeley, CA 94720, USA
Phone: +1 510 642 4982
Fax: +1 510 643 8497
E-mail: bprice@uclink4.berkeley.edu; price@lbl.qov
Web: physics.berkeley.edu/research/price

Puch, Thomas
Institut für Geologie und Paläontologie
Karl-Franzens Universität
Heinrichstraße 26, A-8010 Graz, Austria

Qvale, Henning
Institute for Energy Technology
P.O. Box 40, N 2007, Kjeller, Norway
Phone: +47 6380 6122
Fax: +47 6381 5553
E-mail: hq@varney.ife.no
Web: www.ife.no/english

Raab, Matthias
Göttinger Zentrum für Geowissenschaften
Georg-August-Universität Göttingen
Goldschmidtstrasse 3, D-37077 Göttingen, Germany
Phone: +49 551 399 707
Fax: +49 551 399 700
E-mail: mraab@gwdg.de
School of Earth Sciences
University of Melbourne
Parkville, Victoria 3010, Australia
Phone: +61 3 8344 9669
Fax: +61 3 8344 7761
E-mail: mraab@unimelb.edu.au
Web: www.gwdg.de/~mraab

Rahn, Meinert
Institut für Mineralogie, Petrologie und Geochemie
Albert-Ludwigs-Universität
Albertstrasse 23b, 79104 Freiburg, Germany
Phone: +49 761 203 6416
Fax: +49 761 203 6407
E-mail: rahn@uni-freiburg.de
Web: www.uni-freiburg.de/minpet/Rahn.html

Ramachandran, T.V.
Environmental Assessment Division
Bhabha Atomic Research Center
Mumbai 400 085, India
E-mail : tvr@apsara.barc.ernet.in

Ratschbacher, Lothar
Tektonophysik - Institut für Geologie
Technische Universität Bergakademie Freiberg
Bernhard-von-Cottastrasse 2, D-09596 Freiberg, Germany
Phone: +49 3731 393 758
Fax: +49 3731 393 295
E-mail: lothar@geo.tu-freiberg.de
Web: www.geo.tu-freiberg.de/tektono

Ravenhurst, Casey E.
Department of Geology and Geography
University of Massachusetts
Amherst, MA 01003, USA
E-mail: cravenhu@geo.umass.edu
Web: www.geo.umass.edu

Rawling, Tim
Australian Crustal Research Centre
Monash University
Wellington Road, Clayton VIC 3800, Australia
Fax: +61 3 9905 5062
E-mail: timr@mail.earth.monash.edu.au
Web: www.earth.monash.edu.au/agcrc/people/tim_rawling

Raza, Asaf
School of Earth Sciences
University of Melbourne
Parkville, Victoria 3010, Australia
Phone: +61 3 8344 9977 /7675
Fax: +61 3 8344 7761
E-mail: asaf@unimelb.edu.au
Web: www.earthsci.unimelb.edu.au

Rebetez, Michel
Laboratoire de Microanalyses Nucléaires
U.F.R. des Sciences et des Techniques
Université de Franche-Comté
16 Route de Gray, 25030 Besancon Cedex, France
Phone: +33 3 81 66 65 01
Fax: +33 3 81 66 65 22
E-mail: michel.rebetez@univ-fcomte.fr
Web: www.univ-fcomte.fr

Redfield, Thomas F.
Technical Exploration Services
5 Frost Court, Mill Valley, CA 94941, USA

Reinecker, John
Institut für Geologie und Paläontologie
Eberhard Karls Universität Tübingen
Sigwartstrasse 10, D-72076 Tübingen, Germany
Fax: +49 7071 5059
E-mail: john.reinecker@gpi.uni-karlsruhe.de
Web: www.uni-tuebingen.de/geo/gpi

Reiners, Peter
Department of Geology
Washington State University
Pullman, WA 99164-2812, USA
E-mail: reiners@wsu.edu
Web: www.wsu.edu/~reiners

Rielly, Jane
School of Earth Sciences
University of Melbourne
Parkville, Victoria 3010, Australia
Phone: +61 3 8344 7673 /7675
Fax: +61 3 8344 7761
E-mail: j.rielly@pgrad.unimelb.edu.au
Web: www.earthsci.unimelb.edu.au

Riley, Brook
Department of Geological Sciences
University of Texas at Austin
Austin, TX 78712, USA
Fax: +1 512 471 9425
E-mail: bcdr@mail.utexas.edu
Web: www.geo.utexas.edu

Ring, Uwe
Institut für Geowissenschaften
Johannes Gutenberg Universität
Becherweg 21, D-55099 Mainz, Germany
Phone: +49 6131 392 2164
Fax: +49 61 31 392 4372
E-mail: ring@mail.uni-mainz.de
Web: www.uni-mainz.de/~ring

Roden-Tice, Mary, K.
Center for Earth and Environmental Science
State University of New York Plattsburgh
101 Broad Street, Plattsburgh, NY 12901, USA
Phone: +1 518 564 2019
Fax: +1 518 564 3152
E-mail: mary.rodentice@plattsburgh.edu
Web: faculty.plattsburgh.edu/mary.rodentice

Ruiz, Geoffrey
Institute of Geology, Department of Earth Sciences
ETH Zürich
Sonnegstrasse 5, CH-8092 Zurich, Switzerland
Phone: +41 1632 37 02
Fax: +41 1632 10 80
E-mail: ruiz@erdw.ethz.ch
Web: www.erdw.ethz.ch

Saini, Hari Singh
Department of Radiometric Dating
Birbal Sahni Institute of Palaeobotany
53 University Road, Lucknow 226 007, India
Web: www.bsip-india.org

Sandhu, Amanjit
Environmental Sciences, Physical Sciences Division
University of Toronto
Scarborough Campus, 1265 Military Trail, Scarborough, ON M1C 1A4, Canada
Fax: +1 416 287 7279
E-mail: amanjitsandhu@usa.net
Web: glacier.scar.utoronto.ca

Schäfer, Thorsten
Fachbereich 5, Geowissenschaften
Universität Bremen
Postfach 330440, D-28334 Bremen, Germany
Phone: +49 421 218 3994
Fax: +49 421 218 3993
E-mail: postgrad@geopol.unibremen.de Web: www.palmod.uni-bremen.de/FB5/agpolar/englisch/index1.htm

Schierl, Heimo
Institut für Geologie und Paläontologie
Universitat Salzburg
Hellbrunnerstraße 34/III, A-5020 Salzburg, Austria
Phone: +43 662 8044 5437
Fax: +43 662 8044 621
Web: www.sbg.ac.at/gew

Schuller, Volker
Institut für Geologie und Paläontologie
Eberhard Karls Universität Tübingen
Sigwartstrasse 10, D-72076 Tübingen, Germany
Phone: +49 7071 2975 240
Fax: +49 7071 5059
E-mail: volker.schuller@uni-tuebingen.de
Web: www.uni-tuebingen.de/geo/gpi/ag-frisch/mitarbeiter/schuller

Schwab, Martina
Institut für Geologie und Paläontologie
Eberhard Karls Universität Tübingen
Sigwartstrasse 10, D-72076 Tübingen, Germany
Phone: +49 7071 2974 703
Fax: +49 7071 5059
E-mail: martina.schwab@uni-tuebingen.de
Web: www.uni-tuebingen.de/geo/gpi/index.html

Schwabe, Erika
Heroy Geology Laboratory
Department of Earth Sciences
Syracuse University
Syracuse, New York 13244-1070 USA
Phone: +1 315 443 3828
Fax: +1 315 443 3363
E-mail: eschwabe@syr.edu
Web: su-thermochronology.syr.edu

Sekyra, Gerd
Institut für Geologie und Paläontologie
Universitat Salzburg
Hellbrunnerstraße 34/III, A-5020 Salzburg, Austria
Phone: +43 662 8044 5437
Fax: +43 662 8044 621
Web: www.sbg.ac.at/gew

Sélo, Madeleine
Laboratoire de Minéralogie
Museum d'Histoire Naturelle
61 Rue Buffon, 75231 Paris Cedex 05, France
Fax : +33 1 40 79 35 24
E-mail: selo@mnhn.fr
Web: www.mnhn.fr/mnhn/mineralogie

Seward, Diane
Institute of Geology, Department of Earth Sciences
ETH-Zentrum
Sonneggstrasse 5, 8092, Zürich, Switzerland
Phone: +41 1 632 3675
Fax: +41 1 632 1080
E-mail: diane.seward@erdw.ethz.ch; diane@erdw.ethz.ch
Web: www.erdw.ethz.ch

Shane, Phil
School of Environmental and Marine Sciences
University of Auckland
Tamaki, Private Bag 92019, Auckland, New Zealand
Phone: +64 9 373 7599 ext. 6821
Fax: +64 9 373 7042
Web: sems.auckland.ac.nz

Siddall, Ruth
Fission Track Research Group
Department of Geological Sciences
University College London
London WC1E-6B, UK
Phone: +44 20 7679 2758
Fax: +44 20 7813 2802
E-mail: r.siddall@ucl.ac.uk Web: www.ucl.ac.uk/geolsci/research/fissiontrack/Personal/Ruthpage/RS.html

Singh, Gurinder
Department of Physics
Guru Nanak Dev University
Amritsar 143005, India

Sobel, Edward
Institut für Geowissenschaften
Universität Potsdam
Postfach 60 15 53, D-14415 Potsdam, Germany
Phone: +49 331 977 5403
Fax: +49 331 977 5060
E-mail: sobel@rz.uni-potsdam.de
Web: www.uni-potsdam.de/u/Geowissenschaft/Personal/Sobel/Sobel.html

Sohrabi, Mehdi
Radiation Protection Department
Atomic Energy Organization of Iran
P.O. Box 14155-4494, Tehran, Iran
Fax: +98 21 690 6095
Email: aeoicom@dci.iran.com

Soloviev, Alexie
Institute of the Lithosphere of Marginal and Inland Seas
Russian Academy of Sciences
Staromonetny per. 22, Moscow, 109180, Russia
Web: isir.ras.ru/en

Sorkhabi, Rasoul B.
Geology and Geochemistry Section
Technology Research Center
Japan National Oil Corporation
2-2 Hamada, 1-Chome,Mihama-ku, chiba-shi 261-0025, Japan
Phone: +81 43 276 4420
Fax: +81 43 276 4062
E-mail: rasoul@jnoc.go.jp
Web: www.jnoc.go.jp/english

Spiegel, Cornelia
Institut für Geologie und Paläontologie
Eberhard Karls Universität Tübingen
Sigwartstrasse 10, D-72076 Tübingen, Germany
Phone: +49 7071 2974 701
Fax: +49 7071 5059
E-mail: cornelia.spiegel@uni-tuebingen.de
Web: homepages.uni-tuebingen.de/cornelia.spiegel/index.html

Spikings, Richard
Institut für Geowissenschaften
Universität Potsdam
Postfach 601 553, D-14415 Potsdam, Germany
Phone: +49 331 977 5408
Fax: +49 331 977 5060
E-mail: spikings@geo.uni-potsdam.de Web: www.uni-potsdam.de/u/Geowissenschaft/Personal/Spikings/Spikings.html

Stapel, Gerco
Department of Isotope Geochemistry
Faculty of Earth sciences
Vrije Universiteit Amsterdam
De Boelelaan 1085, Amsterdam 1081 HV, The Netherlands
Fax:. +31 20 646 2457
E-mail: stag@geo.vu.nl
Web: www.geo.vu.nl/~isotopen

Steckler, Michael S.
Lamont-Doherty Earth Observatory
Columbia University
Palisades, NY 10964, USA
Phone: +1 914 365 8479
Fax: +1 914 365 8179
E-mail: steckler@ldeo.columbia.edu
Web: www.ldeo.columbia.edu

Stiberg, Jan-Petter
Fission and Vision AS
Ammerudgrenda 271, 0960 Oslo, Norway
E-mail: fission@online.no

Stockli, Daniel
Division of Geological and Planetary Sciences
California Institute of Technology
Mail Stop 100-23, Pasadena, CA 91125, USA
Phone: +1 626 395 6177 /6007
Fax: +1 626 683 0621
Email: stockli@gps.caltech.edu
Web: www.gps.caltech.edu

Stockmal, Glen S.
Institute of Sedimentography and Petroleum Geology
Geological Survey of Canada
3303-33rd Street, N.W., Calgary, Alberta T2L 2A7, Canada
Phone: +1 403 292 7173
Fax: +1 403 292 5377
E-mail: gstockma@nrcan.gc.ca
Web: www.nrcan.gc.ca/gsc/calgary/staff/stockmal_e.html

Stone, John
Department of Geological Sciences
University of Washington
P.O. Box 351310, Seattle Washington 98195-1310, USA
Phone: +1 206 685 9514
Fax: +1 206 543 3836
E-mail: stone@geology.washington.edu
Web: www.geology.washington.edu/faculty/stone-bio.html

Storzer, Dieter
Laboratoire de Minéralogie
Museum d'Histoire Naturelle
61 Rue Buffon, 75231 Paris Cedex 05, France
Fax : +33 1 40 79 35 24
E-mail: storzer@mnhn.fr
Web: www.mnhn.fr/mnhn/mineralogie

Stump, Edmund
Department of Geological Sciences
Arizona State University
Box 871404, Tempe, AZ 85287-1404, USA
Phone: +1 480 965 3971
Fax: +1 480 965 8102
E-mail: ed.stump@asu.edu
Web: geology.asu.edu/people/faculty/stump/index.html

Stüwe, Kurt
Institut für Geologie und Paläontologie
Karl-Franzens Universität
Heinrichstraße 26, A-8010 Graz, Austria
Phone: +43 316 380 5682
Fax: +43 316 380 9870
E-mail: kurt.stuewe@kfunigraz.ac.at
Web: wegener.kfunigraz.ac.at

Sumii, Tomoaki
Geochemistry Department
Geological Survey of Japan
1-1-3 Higashi, Tsukuba, 305, Japan
Phone: +81 298 54 3558
Fax: +81 298 54 3533
E-mail: sumii@gsj.go.jp
Web: www.aist.go.jp/gsj/dgc/chemtop.htm

Summerfield, Michael A.
Department of Geography
School of Earth Sciences
University of Edinburgh
Edinburgh EH8 9XP, UK
Phone: +44 131 650 2519
Fax: +44 131 650 2524
E-mail: mas@geo.ed.ac.uk
Web: www.geo.ed.ac.uk/home/geoghome.html

Suzuki, Masao
Rikkyo University
34-1 Nishi Ikebukuro, 3-Chome, Toshima-ku, Tokyo 171, Japan
Web: www.rikkyo.ne.jp/~koho/englishpages.htm

Suzuki, Tatsuo
Department of Geology
Faculty of Education
Kagoshima University
Korimoto 1-20-6, Kagoshima 890-0065, Japan
Phone: +81 99 285 7807
Fax: +81 99 285 7807
E-mail: t_suzuki@edu.kagoshima-u.ac.jp
Web: www.edu.kagoshima-u.ac.jp/english.html

Tagami, Takahiro
Department of Geology and Mineralogy
Kyoto University
Kitashirakawa Oiwakecho, Sakyo-ku, Kyoto, 606-8502, Japan
Phone: +81 75 753 4153
Fax: +81 75 753 4189
E-mail: tagami@terra.kueps.kyoto-u.ac.jp
Web: www.kueps.kyoto-u.ac.jp/~tagami/

Talbot, James
K/T GeoServices Inc.
P.O. Box 126, Argyle, TX 76226-0126, USA
Phone: +1 214 403 6342
Fax: +1 940 387 9980
E-mail: james@ktgeo.com
Web: www.ktgeo.com/tCI.html

Tamanyu, Shiro
Geothermal Resources Research Group
Institute for Geo-resources and Environment
National Institute of Advanced Industrial Science and Technology
Central 7, 1-1-1 Higashi, Tsukuba, 305-8567, Japan
Phone: +81 298 61 3941 /3737
Fax: +81 298 61 3717
E-mail: s.tamanyu@aist.go.jp
Web: unit.aist.go.jp/georesenv/English/index.html

Tello Sáenz, Carlos A.
Departamento de Raios Cósmicos e Cronologia
Instituto de Fisica Gleb Wataghin
Universidade Estadual de Campinas
Caixa Postal 6165, CEP 13083-970 UNICAMP, Campinas, SP, Brazil
Phone: +55 19 788 5522
Fax: +55 19 788 5512
E-mail: saenz@ifi.unicamp.br
Web: www.ifi.unicamp.br/~turtelli/www0.htm

Thomson, Stuart
Institut für Geologie, Mineralogie und Geophysik
Fakultät für Geowissenschaften
Ruhr-Universität Bochum
Postfach 102148, D-44721 Bochum, Germany
Phone: +49 234 32 23236
Fax: +49 234 32 14572
E-mail: stuart.n.thomson@ruhr-uni-bochum.de
Web: homepage.ruhr-uni-bochum.de/Stuart.N.Thomson/Index.html

Tingate, Peter
National Centre For Petroleum Geology and Geophysics
Thebarton Campus
University of Adelaide
Adelaide SA 5005, Australia
Phone: +61 8 8303 4296
Fax: +61 8 8303 4345
E-mail: peter.tingate@adelaide.edu.au
Web: www.ncpgg.adelaide.edu.au/staff/peter_tingate.htm

Tonk, Christian
Museum für Mineralogie und Geologie
Staatliche Naturhistorische Sammlungen Dresden
Königsbrücker Landstraße 159, 01109 Dresden, Germany
Phone: +49 351 892 6424
fax: +49 351 892 6404
E-mail: tonk@snsd.de
Web: www.snsd.de

Toro Villegas, Gloria E.
Departamento de Geologia
Escuela de Administración, Finanzas y Tecnologías
Universidad EAFIT
A.A. 3300, Medellin, Colombia
Phone: +57 4 26 60 500 Ext. 352
E-mail: gtoro@eafit.edu.co; gtoro@sigma.eafit.edu.co
Web: www.eafit.edu.co/departamentos/geologia

Trautmann, Christina
Materials Research
Gesellschaft für Schwerionenforschung
Planckstrasse 1, D-64291 Darmstadt, Germany
Phone: +49 6159 71 2716
Fax: +49 6159 71 3266
E-mail: c.trautmann@gsi.de
Web: www-wnt.gsi.de/mr

Trautwein, Britta
Institut für Geologie und Paläontologie
Eberhard Karls Universität Tübingen
Sigwartstrasse 10, D-72076 Tübingen, Germany
Phone: +49 7071 2974 702
Fax: +49 7071 5059
E- mail: britta.trautwein@uni-tuebingen.de
Web: www.uni-tuebingen.de/geo/gpi/ag-frisch/mitarbeiter/trautwein

Vance, Joseph, A.
Department of Geological Sciences
University of Washington
P.O. Box 351310, Seattle Washington 98195-1310, USA
Phone: +1 206 543 1913
Fax: +1 206 543 3836
E-mail: joev@u.washington.edu
Web: www.geology.washington.edu/faculty/vance-bio.html

Van den haute, Peter
Geologisch Instituut
Universiteit Gent
Krijgslaan 281 (S8), B-9000 Gent, Belgium
Phone: +32 9 264 4592
Fax: +32 9 264 4984
E-mail: peter.vandenhaute@rug.ac.be
Web: allserv.rug.ac.be/~fmees/mineralogy.htm

van der Beek, Peter
Labo de Géodynamique des Chaînes Alpines
Observatoire des Sciences de l'Univers Grenoble
Université Joseph Fourier
Maison des Géosciences, BP 53, 38041 Grenoble, France
Phone: +33 476 514 062
Fax: +33 476 514 058
E-mail: pvdbeek@ujf-grenoble.fr
Web: www.univ-savoie.fr/labos/lgca/perso/cherc/pvand/pvand.htm

Van der Wateren, F. M.
Department of Isotope Geochemistry
Faculteit Aardwetenschappen
Vrije Universiteit Amsterdam
De Boelelaan 1085, 1081 HV Amsterdam, The Netherlands
Fax: +31 20 646 2457
Web: www.geo.vu.nl/~isotopen

Vasconcelos, Paulo
Department of Earth Sciences
University of Queensland
St Lucia, Brisbane QLD 4072, Australia
Phone: +61 7 3365 2297
Fax: +61 7 3365 1277
E-mail: p.vasconcelos@earth.uq.edu.au; paulo@bgc.org
Web: www.earth.uq.edu.au

Ventura, Barbara
Fachbereich 5, Geowissenschaften
Universität Bremen
Postfach 330440, D-28334 Bremen, Germany
Phone: +49 421 218 3994
Fax: +49 421 218 3993
E-mail: bventura@geopol.uni-bremen.de Web: www.palmod.uni-bremen.de/FB5/agpolar/englisch/index1.htm

Vidal, Olivier
Laboratoire de Géodynamique des Chaînes Alpines
Université Joseph Fourier, Maison des Géosciences
1381 Rue de la Piscine, 38400 St-Martin d'Hères, France
Phone: +33 4 76 63 59 24
Fax : +33 4 76 51 40 58
E-mail : Olivier.Vidal@ujf-grenoble.fr
Web: www.univ-savoie.fr/labos/lgca/perso/cherc/ovid/ovid.htm

Viola, Giulio
Department of Geological Sciences
University of Cape Town
7701, Rondebosch, Cape Town, South Africa
Phone: +27 21 650 2928
Fax: +27 21 650 3783
Email: gviola@geology.uct.ac.za
Web: www.uct.ac.za/depts/geolsci

Virk, H. S.
Department of Physics
Guru Nanak Dev University
Amritsar 143005, India

Wadatsumi, Kiyoshi
Department of Geosciences
Osaka City University
3-3-138 Sugimoto, Sumiyoshi-ku, Osaka 558 Japan
Phone: +81 6 605 2593
Fax: +81 6 605 3071
E-mail: h1602@ocugw.cc.osaka-cu.ac
Web: www.sci.osaka-cu.ac.jp/geos/english/geoeng.html

Wagner, Martin
Institut für Petrographie und Geochimie
Universität Karlsruhe
Kaiserstrasse 12, D-7500 Karlsruhe, Germany

Wagner, Günther A.
Max-Planck-Institut für Kernphysik
Postfach 103980, D-69029 Heidelberg, Germany
Phone: +49 6221 516 289
Fax: +49 6221 516 633
E-mail: g.wagner@mpi-hd.mpg.de
Web: www.mpi-hd.mpg.de/english/index.html

Walgenwitz, Frederic
CSTJF Elf Aquitaine Production
Avenue Larribau, 64018 Pau Cedex, France
E-mail: frederic.walgenwitz@elf-p.fr

Walker, J. Douglas
Department of Geology
University of Kansas
120 Lindley Hall, Lawrence, KS 66045-2969, USA
Phone: +1 785 864 2735
Fax: +1 785 864 5276
E-mail: jdwalker@ukans.edu
Web: www.ukans.edu/~geology

Walker, Robert M.
McDonnell Center for Space Sciences
Physics Department
Washington University
1 Brookings Drive, St. Louis, MO 63130-4899, USA
Phone: +1 314 935 6257
Fax: +1 314 935 4083
E-mail: brw@wuphys.wustl.edu
Web: www.physics.wustl.edu/fac/walker.html

Wallace, Wesley K.
Department of Geology and Geophysics
University of Alaska
Fairbanks, AK 99775-5780, USA
Phone: +1 907 474 5386
Fax: +1 907 474 5163
E-mail: wes.wallace@gi.alaska.edu
Web: www.gi.alaska.edu/tsrg/people/wallace

Walter, Robert
Institute of Human Origins
1288 Ninth Street, Berkely, CA 94709-1211, USA
Phone: +1 510 525 0500
Fax: +1 510 525 0668
E-mail: bwalter@iho.org

Wang, Shicheng
Institute of High Energy Physics
Chinese Academy of Sciences
P.O. Box 2732, Beijing 100080, P.R. China
E-mail: wangshch@ihepa.ac.cn
Web: www.ihep.ac.cn/english/index.htm

Waraich, R. S.
Fission Track Laboratory
Keshav Deva Malaviya Institute of Petroleum Exploration
Oil and Natural Gas Corporation
Dehradun, India
Web: www.ongcindia.com/r&d/oiis/kdmipe

Watanabe, Hiroaki
Department of Earth Sciences
Kanazawa University
Kanazawa, 920-1192, Japan
Fax: +81 76 264 5746
E-mail: hiro741@kenroku.kanazawa-u.ac.jp
Web: earth.s.kanazawa-u.ac.jp/chronology/EnglishPage/indexE.html

Watanabe, Koichiro
Department of Mining
Faculty of Engineering
Kyushu University
36 Hakozaki, Higashi-ku, Fukuoka 812-8581, Japan
Phone: +81 92 642 3634
E-mail: wat@mine.kyushu-u.ac.jp
Web: www.eng.kyushu-u.ac.jp/index-e.html

Weber, Ursula D.
School of Earth Sciences
University of Melbourne
Parkville, Victoria 3010, Australia
Phone: +61 3 8344 9669 /7675
Fax: +61 3 8344 7761
E-mail: u.weber@pgrad.unimelb.edu.au
Web: www.earthsci.unimelb.edu.au/~udw

Weiland, Richard J.
ARCO International Oil and Gas Co.
2300 W. Plano Parkway, Plano, TX 75075-8499, USA
Phone: +1 972 509 6968
Fax: +1 972 509 6941
E-mail: rweilan@mail.arco.com

Wendt, Anke S.
Laboratoire de Géophysique Tectonique et Sédimentologie
Université Montpellier 2
Place Eugène Bataillon 34095 Montpellier Cedex 05, France
Phone: +33 4 6714 3585
Fax: +33 4 6752 3908
E-mail: anke@dstu.univ-montp2.fr
Web: www.dstu.univ-montp2.fr/perso/wendt/anke.html

Westgate, John A.
Environmental Sciences, Physical Sciences Division
University of Toronto
Scarborough Campus, 1265 Military Trail, Scarborough, ON M1C 1A4, Canada
Phone: +1 416 287 7234
Fax: +1 416 287 7279
E-mail: westgate@scar.utoronto.ca
Web: glacier.scar.utoronto.ca

Willet, Sean D.
Department of Geological Sciences
University of Washington
P.O. Box 351310, Seattle Washington 98195-1310, USA
Phone: +1 206 543 8653
Fax: +1 206 543 3836
E-mail: swillett@u.washington.edu
Web: www.geology.washington.edu/~willett

Winkler, Jennifer
ARCO International Oil and Gas Co.
2300 W. Plano Parkway, Plano, TX 75075-8499, USA
Fax: +1 972 509 6941
E-mail: jwinkle@mail.arco.com

Wu, Qianhong
Changsha Institute of Geotectonics
Academia Sinica
Changsha 410013, Hunan Province, P.R. China
Phone: +86 731 885 9165
Fax: +86 731 885 9137
E-mail: wqh@ms.csig.ac.cn
Web: www.csig.ac.cn

Wyatt, Bruce
Stockdale Prospecting Ltd.
60 Wilson Street, Box 126, South Yarra, Vic 3141 Australia
Fax: +61 8 9378 0020
Email: bruce@spl.oz.au

Xu, Ganqing
Department of Earth Sciences
University of Waikato
Private Bag 3105, Hamilton 2001, New Zealand
Phone: +64 7 838 4024
Fax: +64 7 856 0115
E-mail: xu1@waikato.ac.nz
Web: sci.waikato.ac.nz/cgi-bin/dynapage.pl?pagename=erth

Yamada, Ryuji
Nagaoka Institute of Snow and Ice Studies
National Research Institute for Earth Science and Disaster Prevention
9400082 Suyoshi, Nagaoka, Niigata, Japan
Phone: +81 258 35 7522
Fax: +81 258 35 0020
E-mail: ryamada@nagaoka.bosai.go.jp
Web: www.bosai.go.jp/ad/Eng/division.htm

Yamashita, Tohru
Kyoto Fission Track Co. Ltd.
44-4 Minamitajiri-cho, Kita-ku, Kyoto 603, Japan
Phone: +81 75 493 0684
Fax: +81-75 493 0741
E-mail: BYU02730@niftyserve.or.jp

Yang, Tsanyao Frank
Department of Geology
National Taiwan University
245 Chou-shan Road, Taipei 106-17, Taiwan
Phone: +886 2 2369 5568
Fax: +886 2 2363 6095
E-mail: tyyang@ccms.ntu.edu.tw
Web: www.gl.ntu.edu.tw/english_mode

Yegingil, Zehra
Physics Department
Cukurova University
P.O. Box 171, 01330 Adana, Turkey
E-mail: zehra@cu.edu.tr
Web: www.cu.edu.tr/fakulteler/fef

Yoshioka, Tetsu
Kyoto Fission Track Co. Ltd.
44-4 Minamitajiri-cho, Kita-ku, Kyoto 603, Japan
Phone: +81 75 493 0684
Fax: +81-75 493 0741
E-mail: BYU02730@niftyserve.or.jp

Yuan, Wanming
Institute of High Energy Physics
Chinese Academy of Sciences
P.O. Box 2732, Beijing 100080, P.R. China
E-mail: yuanwm@ihepa.ac.cn
Web: www.ihep.ac.cn/english/index.htm

Yuexing, Feng
Department of Earth Sciences
University of Queensland
St Lucia, Brisbane QLD 4072, Australia
Fax: +61 7 3365 1277
E-mail: feng@earthsciences.uq.edu.au
Web: www.earth.uq.edu.au

Zattin, Massimiliano
Dipartimento di Scienze Geologiche
Universita di Bologna
Via Zamboni 67, 40127 Bologna, Italy
Phone: +39 51209 4579
Fax: +39 51209 4522
E-mail: zattin@geomin.unibo.it
Web: www.geomin.unibo.it

Zeitler, Peter K.
Department of Earth and Environmental Sciences
Lehigh University
31 Williams Drive, Bethlehem, PA 18015, USA
Phone: +1 215 758 3671
Fax: +1 215 758 3677
E-mail: peter.zeitler@lehigh.edu
Web: www.ees.lehigh.edu

Zentilli, Marcos
Department of Earth Sciences
Dalhousie University
Halifax, Nova Scotia, B3H 3J5, Canada
Phone: +1 902 494 3873
Fax: +1 902 494 6889
E-mail: marcos.zentilli@dal.ca
Web: meguma.earthsciences.dal.ca/staff/zentilli/zentilli.htm

Zhao, Yunlong
Beijing Geological Research Institute of Nuclear Industry
P.O.Box 9818 Beijing, P.R. China
Fax: +86 010 6491 7143
Web: www.cnnc.cn.net

Zhou, Zuyi
Department of Marine Geology and Geophysics
Tongji University
1239 Siping Road, 200092 Shanghai, China
Phone: +86 21 6598 2358
Fax: +86 21 6502 6278
E-mail: zzydmg@tju.ihep.ac.cn
Web: www.tongji.edu.cn/lib_english/enindex.htm

Zuffa, Gian Gaspare
Dipartimento di Scienze Geologiche
Universita di Bologna
Via Zamboni 67, 40127 Bologna, Italy
Phone: +39 51209 4540
Fax: +39 51209 4522
E-mail: zuffa@geomin.unibo.it
Web: www.geomin.unibo.it

Zwingmann, Horst
CSIRO Petroleum Resources
P.O. Box 136, North Ryde NSW 1670, Australia
Phone: +61 2 9490 8666
Fax: +61 2 9490 8902
E-mail: h.zwingmann@dpr.csiro.au
Web: www.dpr.csiro.au/research/tbe.html

Afterthoughts

Geologists inhabit scenes that no one ever saw, scenes of global sweep, gone and gone again, including seas, mountains, rivers, forests, and archipelagos of aching beauty, rising in volcanic violence to settle down quietly and forever disappear - almost disappear. [John McPhee]

The scientist does not study nature because it is useful; he studies it because he delights in it, and he delights in it because it is beautiful. If nature were not beautiful, it would not be worth knowing, and if nature were not worth knowing, life would not be worth living. [Henri Poincaré]

Science is built up with facts, as a house is with stones. But a collection of facts is no more a science than a heap of stones is a house. [Henri Poincaré]

It is a capital mistake to theorise before one has data. Insensibly one begins to twist facts to suit theories, instead of theories to suit facts. [Sir Arthur Conan Doyle]

The important thing in science is not so much to obtain new facts as to discover new ways of thinking about them. [Sir William Lawrence Bragg]

Important - Urgent - Important - Urgent

On Track needs a new editor ! No-one has reacted to the invitation to take over the editorship for the next two issues of On Track. Individuals contacted privately by the present editor, have also all declined. Some have even resisted attempts at downright blackmail! On Track is in good health and I am certain that all its editors over its ten year existence will confirm that editing On Track is a rewarding job. A look at the contents of this issue will also convince anyone that On Track actually fulfils its function as a medium for unofficial scientific and other communications very well.

We all have other commitments, but the editorship of On Track need take up no more of your time than you are prepared to invest. There is no need to start from scratch. The next editor receives Microsoft Word [.doc] files of the previous issues, as well as .html-files of all the issues that have been published on the web, and up-to-date mailing and e-mail lists. The contents is supplied courtesy of your colleagues.

I have received promises for three major contributions for the next issue and will continue to collect anything submitted for On Track. Everything will be handed over to the first person to claim the editorship. Failing this, I will propose that a new editor is elected at the next meeting of EFTAN. I regret that this will favour European trackers, but it is the first and only meeting I can attend. If this fails, I undertake to put together the next issue, so that all those who have promised contributions of whatever nature are guaranteed their publication, but, at the latest in this issue, I will publicly designate the next editor, and send him/her all the necessary material. It is from then on a matter between him/her and the track community what happens next.

Important - Urgent - Important - Urgent

In theory there is no difference between theory and practice. But in practice there is. [Jan van de Snepscheut]

The only work that is degrading or derogatory is bad work, work that is done solely for what it will bring and not for the sake of the work itself. [Caroline Franklin]

He [...] persecuted time with hope, and finds no advantage in the process but only the losing of hope with time. [William Shakespeare]

And in the modesty of [...] duty I read as much as from the rattling tongue of [...] eloquence. [William Shakespeare]

He that of the greatest works is finisher oft does them by the weakest minister. [William Shakespeare]

And when I wander here and there, I then do most go right. [William Shakespeare]

Optimism is the faith that leads to achievement. Nothing can be done without hope. [Helen Keller]

Experience is the name so many people give to their mistakes. [Oscar Wilde]

Any approximation in physics is better than you should expect it to be. [Andrei Sakharov]

It is high time laymen recognised the misleading belief that scientific enquiry is a cold dispassionate enterprise, bleached of imaginative qualities, and that a scientist is a man who turns the handle of discovery: for at every level of scientific endeavour scientific research is a passionate undertaking, and the promotion of natural knowledge depends above all upon a sortie into what can be imagined, but is not yet known. [Peter Medawar]

If you need statistics to interpret the outcome of an experiment, you should start thinking of a better experiment. [Sir William Lawrence Bragg]

For every person who wants to teach there are approximately thirty who don't want to learn. [C. Sellar and R.J. Yeatman]

Talent is what you possess; genius is what possesses you. [Malcolm Cowley]

What lies behind us and what lies before us are tiny matters compared to what lies within us. [Ralph Waldo Emerson]

Education is what survives when what has been learnt has been forgotten. [Burrhus Frederic Skinner]

Academic politics is the most vicious form of politics, because the stakes are so low. [Wallace Sayre]

It is not so much where I go, as where I stand. [Clint Eastwood]

Men occasionally stumble over the truth, but most of them pick themselves up and hurry off as if nothing had happened. [Winston Churchill]

Call for Contributions

The next issue of On Track is scheduled for late December 2001 and we are looking for contributions. On Track welcomes contributions of virtually any kind, including scientific articles, news, gossip, job openings, descriptions of new lab techniques, reviews of useful products, ravings about what the other labs are doing wrong, meeting announcements, cartoons and descriptions of what you are doing in your research.

If you would like to contribute, please send the final document no later than **December 15, 2001**. If you intend to submit a substantial article, please let the editor know as soon as possible.

On Track includes a list of recent and forthcoming fission-track papers. If you know of a paper that was published recently or is in press and should appear in the list, please let me know so that it can be added to the list. Also, if you happen to change location due to a change in jobs or finishing off the thesis and graduating, please inform the editor.

On Track is also happy to print advertisements. Please contact the editor for advertising rates. On Track has remained free of charge and will continue to do so (at least for the near future). However, to save costs we generally mail only one copy per lab so please be sure to photocopy the lab copy and pass copies around your lab. If possible, we will also send out On Track electronically, so please make sure the editor has an up-to-date e-mail address for each person/lab.

For the moment, send contributions to: Raymond Jonckheere. Max-Planck Institute for Nuclear Physics, Saupfercheckweg 1, D-69117 Heidelberg, Germany. Phone: +49 6221 516 337. Fax: +49 6221 516 633. E-mail: r.jonckheere @mpi-hd.mpg.de